

~~CONFIDENTIAL~~

*Original Edition  
William F. Friedman  
Washington  
1931*

ARMY EXTENSION COURSES

Special Text No. 166

Advanced Military Cryptography.  
1931 Edition

Prepared under the direction of the Chief Signal Officer for use with  
the Army Extension Courses.

30 April 1959

This document is re-graded "~~CONFIDENTIAL~~" UP  
of DOD Directive 5200.1 dated 8 July 1957,  
and by authority of the Director, National  
Security Agency.

*Paul S. Willard*  
Paul S. Willard  
Colonel, AGC  
Adjutant General

Declassified and approved for release by NSA on 01-23-2014 pursuant to E.O.  
13526

~~CONFIDENTIAL~~

559.2  
559.2

~~CONFIDENTIAL~~

## SPECIAL TEXT NO. 166

## ADVANCED MILITARY CRYPTOGRAPHY

## PART I. CRYPTOGRAPHIC SYSTEMS

	Paragraphs
SECTION I. Introductory remarks .....	1-2
A. TRANSPOSITION SYSTEMS	
SECTION II. Monophase transposition systems .....	3-9
III. Polyphase transposition systems .....	10-12
IV. True double transposition .....	13-14
V. Grilles .....	15-24
VI. Miscellaneous transposition systems .....	25-28
B. SUBSTITUTION SYSTEMS	
SECTION VII. Polygraphic systems .....	29-31
VIII. Checkerboard digraphic substitution .....	32-37
IX. Complex substitution systems .....	38-45
X. Repetitive, superposed, and combined systems .....	46-51
XI. Combined substitution-transposition systems .....	52-58
XII. Cryptographs .....	59-62
XIII. U. S. Army cipher device, type M-94 .....	63-70
XIV. Cipher machines .....	71-75
C. CODE SYSTEMS	
SECTION XV. Code language and the international telegraph regulations .....	76-79
XVI. Enciphered code .....	80-84

## PART II. THE SIGNAL INTELLIGENCE SERVICE

SECTION XVII. General information .....	85-88
XVIII. Specific functions of the Signal Intelligence Service .	89-95
XIX. Types and activities of signal intelligence units .....	96-100
XX. General organization and operation .....	101-102
XXI. General Staff responsibility .....	103

## PART I. - CRYPTOGRAPHIC SYSTEMS

## SECTION I.

## INTRODUCTORY REMARKS

	Paragraph
Résumé of preceding information .....	1
Sequence of study .....	2

1. Résumé of preceding information. - a. In Special Text No. 165, (1931), Elementary Military Cryptography, the student was given his first introduction to the study of the more simple means and methods of secret writing. Considerable attention was devoted to certain preliminary data in the nature of definitions of basic terms employed in cryptography, and of the general circumstances surrounding the use of cryptography in military communications. The factors determining the influence or effect that the analysis of military cryptograms will have on the tactical situation were discussed somewhat in detail, and it was shown that of these factors the most important is the degree of cryptographic security inherent in the cryptographic system itself. This was then discussed in detail in connection with related factors involved in the length of time required to solve military cryptograms. Attention was also directed to information bearing upon the employment of cryptography in our Army, and the functions, duties, and responsibilities of the various arms and services concerned in it were set forth. Coming then to a discussion of certain preliminary details of a practical nature, it was shown that systems suitable for military use must conform to certain more or less rigid requirements before they can even be considered for such use because of the present-day limitations of the art of signal communication in general.

b. Having assimilated all the foregoing data of an introductory nature, the student then took up the study of the two principal classes of cryptograms, transposition and substitution. Various examples of cipher systems of the transposition class were first illustrated, these starting out with the simplest varieties of monoliteral route transposition and then progressing through more complex types of simple columnar and key-word columnar methods. Only a hint was conveyed as to the existence of far more complicated double and triple transposition systems. The principal disadvantages of transposition methods in general were discussed. Then substitution systems were taken up and after a brief discussion of the nature of alphabets in general and of the kinds of cipher alphabets in particular, a few examples of simple, monoalphabetic substitution ciphers were given. Methods of producing mixed alphabets were illustrated, and the use of sliding basic sequences to derive a set of secondary alphabets was described. Cases of monoalphabetic substitution with variants were presented and their disadvantages from the point of view of cryptographic security were discussed. It was stated that despite a multiplicity of values for cipher equivalents, such methods do not yield cryptograms of a high degree of security, and for this reason other methods of

- 2 -

producing a multiplicity of values, based upon true polyalphabetic methods, are more satisfactory. The use of cipher disks and cipher tables of various sorts was discussed in connection with more complicated types of substitution, and their disadvantages pointed out. Mention was made of methods of increasing the degree of cryptographic security by suppressing or eliminating the manifestations of periodicity in polyalphabetic systems based upon the use of a repeating key. These led to a consideration of the development and use of cryptographs and cipher machines, a few of which were merely mentioned.

c. The category of substitution methods under the heading of code systems was then discussed and examples of the various types of code words and codebook arrangements given. It was emphasized that at the present time code methods of cryptography predominate in our Army, and the reasons for this situation outlined. This involved a comparison of the advantages and disadvantages of cipher and code methods from the point of view of simplicity, rapidity, practicability, secrecy, accuracy, and economy. Considerable attention was devoted to the secrecy requirements of a cryptographic system for military use, and it was pointed out that at present good code systems offer greater advantages in this respect than do those cipher systems which may be regarded as being sufficiently practicable for military use.

d. There then followed a brief discussion of the errors which are almost inevitable in cryptographic communication, and of methods for their suppression and elimination. Finally, a summary of the fundamental rules for safeguarding cryptograms was presented.

e. With the foregoing as a background, a review of which is recommended, the student is in a position now to take up the study of more advanced cryptographic methods. Special emphasis is to be laid upon only such systems as are practicable for military use. It is necessary to add that viewpoints are always undergoing change: what is regarded as wholly impracticable today, may, through some unforeseen improvement in technique, become feasible tomorrow, and it is unwise to condemn a system too hastily. For example, before the World War, and indeed for the first two years of that conflict, the use of codebooks in the theatre of operations was regarded as wholly impracticable. Colonel Hitt in his Manual for the Solution of Military Ciphers, published in 1916, says:

"The necessity for exact expression of ideas practically excludes the use of codes for military work, although it is possible that a special tactical code might be useful for preparation of tactical orders."

Also, in an official British Army Manual of Cryptography prepared in 1914 is found the following statement:

"Codes will first be considered, but as they do not fulfill the conditions required of a means of secret communication in the field, they need not be dealt with here at length."

It need only be pointed out in this connection that today code methods predominate in the secret communication systems of the military, naval, and diplomatic services of practically all the large nations of the world. Nevertheless, it is likely that within the next decade or two the pendulum may once more swing over to the other position and cipher methods may again come to the fore, especially if mechanical and electrical cipher machines are perfected so that their operation becomes practicable for general use. It is for this reason, if for no other, that the cryptographer who desires to keep abreast of progress must devote considerable attention to the more complicated cipher methods of the past and present time, for with the introduction of mechanical and electrical devices the complexities and difficulties of these hand-operated methods may be eliminated. As an instance of this, there may be cited a method of cryptography which is purely mathematical in character and which is so complicated when operated by hand that its use as a military cipher would be practically impossible; yet, a mechanical device for performing the mathematical operations involved in cryptographing and decrypting can be constructed, and a compact, efficient machine based upon the cryptographic principles involved, may easily become a reality for field use. Consequently, if among the methods to be set forth herein certain ones appear to the student to fall outside the realm of what is today considered practicable, it should be remembered that the purpose in describing them is to present for his consideration various basic cryptographic principles, and not to set forth methods that may with a high degree of probability be encountered in military cryptography in the immediate future.

2. Sequence of study. - Just as in the preceding text, transposition systems will first be discussed, then substitution systems. Considerable attention will be devoted to combined substitution and transposition methods. Following this will come a description of a limited number of cryptographs of the more complex type, together with a discussion of their present-day limitations. Thereafter, a small amount of space will be devoted to code systems, with special emphasis upon enciphered code systems. Finally, there will follow a discussion of a Signal Corps service called the Signal Intelligence Service, under which certain cryptographic duties are conducted.

A. TRANSPOSITION SYSTEMS  
SECTION II.

MONOPHASE TRANSPOSITION SYSTEMS

	Paragraph
Transposition systems employing geometric designs .....	3
Trapezoidal designs .....	4
Triangular designs .....	5
Diagonal methods .....	6
Interrupted keyword transposition .....	7
Permutation method .....	8
Transposition methods using special figures .....	9

3. Transposition systems employing geometric designs - In the preceding text brief mention was made of the use of geometric designs and figures other than rectangles in producing transposition ciphers. It was stated that triangles, trapezoids, and polygons of various symmetrical shapes can be employed. Figures of these types form connecting links between the methods that use simple rectangular designs and the more complicated methods that use figures in which transposition takes place along diagonals.

4. Trapezoidal designs. - a. A trapezoid, or, more accurately, a truncated triangle, of prearranged dimensions as regards the number of cells (which in this case are rhombs) into which it is to be partitioned, is constructed. There will be left on one side of the design a series of small triangles which are not to be used for inscribing letters, and are therefore crossed off in the design, as shown in Figure 1. Only two agreements are necessary in order to

fix the dimensions of the design: a keyword or keyphrase to determine the number of cells at the base of the design, and an understanding as to the height of the design expressed in number of cells. The successive horizontal rows of cells will decrease by one in number from bottom to top of the design. In Fig. 1, the




Fig. 1

keyphrase, NO CANDY FOR ISSUE, is used as a basis for deriving a numerical key of 15 elements, and it is assumed that by prearrangement it was agreed that the height of the design should be eight cells. Therefore, the bottom row has 15 cells, the next one upwards, 14, the next, 13, and so on, to the last, with 8 cells. The inscription may follow any route agreed upon; in

the example, it follows the normal manner of writing. The transcription follows the numerical key order, yielding this cryptogram:

ODAIK AEDME HPODV ITEIP NHUET BOBRO  
 HDTFS EISNI ETBEF BCBTM ESHGA RTORD  
 IREER AWAER ERTNS IEPVR VASEO FTEDL  
 NA

b. Decryptographing is merely the reverse of cryptographing, there being no difficulties provided that the design has been correctly constructed. For this purpose cross-section paper will be found useful. The analysis of such a cryptogram is somewhat complicated by the presence of columns having varying numbers of letters; it may be further complicated by following complex routes in inscription. It is also possible to follow a numerical key in the inscription of the plain text in horizontal lines; this additional procedure would further complicate and delay solution.

5. Triangular designs. - a. The simplest way of drawing up an equilateral triangle for cryptographing is to take cross-section paper, draw a square the side of which is equal to the length agreed upon as expressed in the number of cells, and then draw a diagonal cutting the large square into two equal triangles. This is shown in Fig. 2, where the length agreed upon is nine, i.e., nine cells per side. The letters of the plain text are inscribed in accordance with any prearranged route, the one illustrated in Fig. 3 being a simple method wherein the letters are inscribed in horizontal lines in the normal manner. When so inscribed, the letters in the diagram will form  $2n-1$  columns where  $n$  is the number of cells forming one of the sides of the square from which the triangle has been constructed. The total number of letters that can be inscribed within the triangle is the sum of  $n + (n - 1) + (n - 2) + (n - 3) + \dots + 1$ . For a triangle based upon a side of 9 cells, the sum is  $9 + 8 + 7 + 6 + 5 + 4 + 3 + 2 + 1 = 45$ . The letters may then be transcribed to form the cryptogram by following another route, or by following a derived numerical key applied to the base of the triangle. A simple method of deriving a key of  $2n-1$  elements from a key of  $n$  elements or letters is exemplified herewith. Let the key be DIAGONALS, a word of nine letters. Extend this key to  $2n-1$  places by repetition, and then assign numerical values as usual:

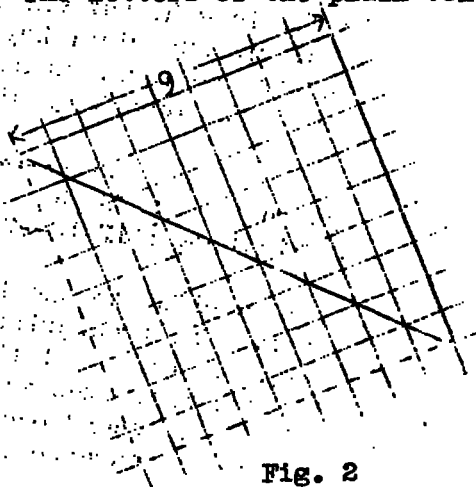


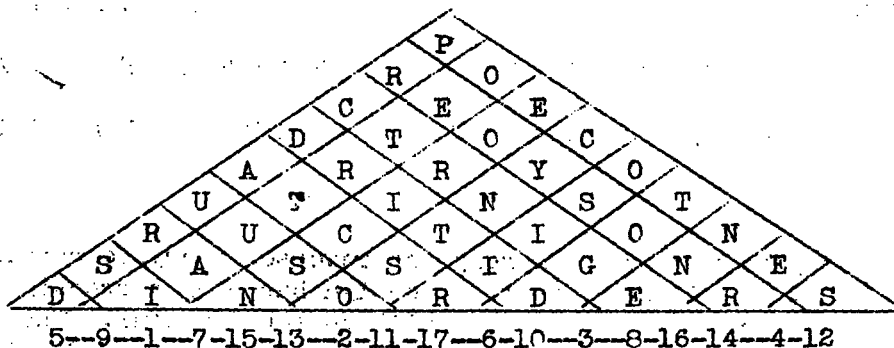
Fig. 2

$$\underline{n} = 9;$$

$$2\underline{n} - 1 = 17$$

1--2--3--4--5--6--7--8--9--10--11--12--13--14--15--16--17  
 Keyword : D I A G O N A L S D I A G O N A L  
 Numerical key: 5--9--1--7--15--13--2--11--17--6--10--3--8--16--14--4--12

This numerical key is the one that has been employed in enciphering the message in Fig. 3.



Cryptogram:

R I C R C O C S G E D O O N I U A O O E S E Y I D R T I S S  
 D T S N R A U N T N P E R T R

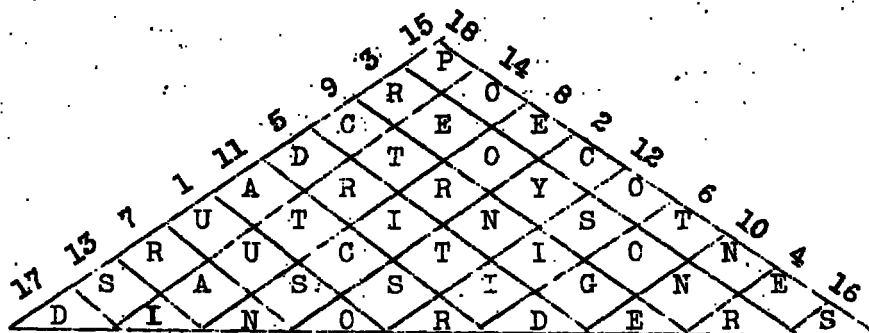
Fig. 3

b. By a slight change in procedure it is possible to encipher a message and produce a text which, for the sake of accuracy in special cases, is double the original length, but which is self-checking. Suppose that instead of applying a single numerical key to the base of the triangle, a double-length key is applied to the legs, as shown in Fig. 4. Here the key is TRIANGLES, extended to double length by simple repetition, as follows:

1--2--3--4--5--6--7--8--9--10--11--12--13--14--15--16--17--18  
 Keyword : T R I A N G L E S T R I A N G L E S  
 Numerical key: 17--13--7--1--11--5--9--3--15--18--14--8--2--12--6--10--4--16

This key is applied to the legs of the triangle beginning at the lower left-hand corner. The transcription then follows key-number order, which results in doubling the length of the message but the repeated letters are scattered throughout the whole message. In decryptographing such a message the clerk merely omits the second occurrence of a letter if it agrees (in identity) with its first appearance in the text.



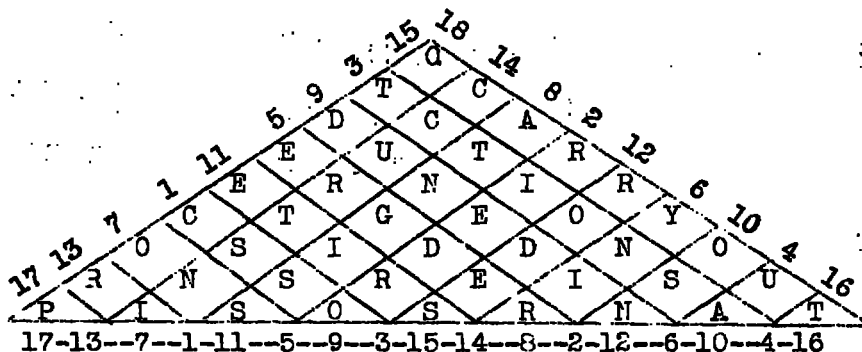


Cryptogram:

UUSOC YNTSO REOYS ONRER DRITI DTOGD  
 RANEO RICSN CTRNI GENNE ATCSR OSIIR  
 SIOET RTUAI POECO TNESS DPRCD AURSD

Fig. 4.

c. Many variations in inscription and transcription can be employed in the case of triangles as well as trapezoids. Some of the variations in the case of triangles are shown in Fig. 5.



Inscription: Up left side, down right, alternately.

Transcription: (a) In rows from the baseline, left to right and right to left, alternately, upwards:

P I S O S R N A T U S I E R S etc.

(b) In diagonals from right leg, in key number order:

R I E D R O U A Y N etc.

(c) In rows from left leg, in key number order:

C T G E O Y T C E U etc.

(d) From columns in key number order:

C N R O I T U G R U etc.

Fig. 5

6. Diagonal methods. - a. A method involving diagonal transposition which is reported to have been employed by the French Army in the World War, is now to be described. A numerical key is derived from a fairly long word or phrase, and a rectangle is constructed, as in Fig. 6. The text is inscribed in this rectangle in normal fashion, nulls being employed, if necessary, to complete the last line of the rectangle.

b. The correspondents agree beforehand upon several diagonals which run from left to right, and from right to left and which intersect, thus cutting up the design quite thoroughly. In Fig. 6 let these selected diagonals be those indicated by the numbers from 1 to 6, inclusive, the odd ones indicating diagonals running from left to right. In the transcription, the letters along the indicated diagonals are first set down in groups of five, proceeding in key number order. Correspondents must also agree beforehand as to whether a letter which lies at the intersection of two diagonals will be taken both times it is encountered or taken only once and, if so, whether on its first or second appearance. After all these letters have been written down, one then proceeds with the remaining letters in the usual columnar manner, omitting the letters which have already been taken, or, again, if specially agreed upon, repeating them every time they are encountered. If the latter is done, the inclusion of such letters not only serves as a check upon accuracy but also materially increases the difficulties of solution, since in this case these letters act like nulls. The cryptographing process will become clear upon the study of the example in Fig. 6.

Message: ENEMY BATTERY LOCATED AT WOODS 1000 YARDS SOUTHEAST OF  
MUMMASBURG HEAVY ARTILLERY STOP THEY ARE FIRING AT RATE  
OF THREE ROUNDS PER MINUTE FOR THE BATTERY X WILLS, MAJ.

Keyphrase: MIDNIGHT RIDE OF PAUL REVERE

Enciphering diagram:

M	I	D	N	I	G	H	T	R	I	D	E	O	F	P	A	U	L	R	E	V	E	R	E
15	-11	-2	-16	-12	-9	-10	-22	-19	-13	-3	-4	-17	-8	-18	-1	-23	-14	-20	-5	-24	-6	-21	-7
E	M	E	M	Y	B	A	T	T	E	R	Y	L	O	C	A	T	E	D	A	T	W	O	O
D	S	O	M	E	T	H	O	U	S	A	N	D	Y	A	R	D	S	S	O	I	T	H	E
A	S	T	O	F	M	U	M	A	S	B	U	R	G	H	E	A	V	Y	A	R	T	I	
L	L	E	R	Y	S	T	O	P	T	H	E	Y	A	R	E	F	I	R	I	N	G	A	T
R	A	T	E	O	F	T	H	R	E	E	R	O	U	N	D	S	P	E	R	M	I	N	U
T	E	F	O	R	T	H	E	B	A	T	T	E	R	Y	X	W	I	L	L	S	M	A	J

Cryptogram:

A D A R R    S E S A R    N U A I X    Y A A P H    H A U R A    U W Y P W  
R H E D O    T E T F S    H E T B E    R T O I L    T G I M O    E I T J O  
Y R U R B    T M S F T    A H U T T    N S L A E    Y E F Y O    R E S T E  
A E S I I    E D L R T    M N O R E    O L D Y O    E C A G R    Y T U M R  
B D S V E    L O H T N    A T O M O    E T E F S    T A N M

Fig. 6

7. Interrupted keyword transposition. - a. This method of transposition is a development of a more simple method wherein the transposition follows a numerical key. The latter must first be described. A keyword or keyphrase of fair length is selected and a numerical key derived from it. Let this key be the phrase UNIFORMITY OF METHOD.

Key phrase : U N I F O R M I T Y O F M E T H O D  
 Numerical key: 17-10--6--3-11-14--8--7-15-18-12--4--9--2-16--5-13--1

The plain text is then written out in horizontal lines corresponding to the length of the key; then transposition is effected within each row, according to the sequence of numbers applicable, as shown in Fig. 7.

Message: ADMINISTRATIVE ORDERS MUST BE COMPLETED AND READY TO ACCOMPANY  
 FIELD ORDERS NOT LATER THAN 5:00 P.M. THIS DATE.

Enciphering diagram:

17	10	6	3	11	14	8	7	15	18	12	4	9	2	16	5	13	1
A	D	M	I	N	I	S	T	R	A	T	I	V	E	O	R	D	E
R	S	M	U	S	T	B	E	C	O	M	P	L	E	T	E	D	A
N	D	R	E	A	D	Y	T	O	A	C	C	O	M	P	A	N	Y
F	I	E	L	D	O	R	D	E	R	S	N	O	T	L	A	T	E
R	T	H	A	N	F	I	V	E	P	M	T	H	I	S	D	A	T
E																	

Cryptogram:

E	E	I	R	M	T	S	V	D	N	T	D	I	R	O	A	A	A	E	U	P	E	M	E	B	L	S	S	M	
D	T	C	T	R	O	Y	M	E	C	A	R	T	Y	O	D	A	C	N	D	O	P	N	A	E	T	L	N	A	E
D	R	O	I	D	S	T	O	E	L	F	R	T	I	A	T	D	H	V	I	H	T	N	M	A	F	E	S	R	P
E																													

Fig. 7

b. In the foregoing case the encipherment takes place only by transposition within rows, but it is possible to complicate the method by transposing, in addition, the rows as a whole, employing the same key or only a portion of it, as much as is required. Thus, if the message contained 18 rows of 18 letters each, then the transposition of rows could be effected according to keynumber order, the last row being taken first (since the number 1 of the numerical key happens in this case to be at the end of the numerical key), the 14th row being taken second (since the number 2 of the numerical key is the 14th number), and so on. Where the message does not contain as many complete rows as there are numbers in the key, the transposition takes place in keynumber order nevertheless, the rows being taken in the numerical order of the numbers present. Using the same key and message as in the foregoing case, the encipherment would be as shown in Fig. 8.

Enciphering diagram:

17-10--6--3-11-14--8--7-15-18-12--4--9--2-16--5-13--1  
 17 : A D M I N I S T R A T I V E O R D E  
 10 : R S M U S T B E C O M P L E T E D A  
 6 : N D R E A D Y T O A C C O M P A N Y  
 3 : F I E L D O R D E R S N O T L A T E  
 11 : R T H A N F I V E P M T H I S D A T  
 14 : E

Cryptogram:

ETLNA EDROI DSTOE LFRYM ECARTYODAC  
 WNDOPN AAEUP EMEBL SSMDT CTROT IATDH  
 VIHTN MAFES RPEEE IIRMT SVDNT DIROA  
 A

Fig. 8

c. From the preceding method it is but a step to the method of interrupted key transposition now to be described. Instead of writing the text in regular-length groups corresponding to the length of the key, it is written out in irregular groups the lengths of which vary according to some prearranged plan. For example, note the basis of the variable grouping in the following diagram, which uses the same message and key as under a of this paragraph:

Enciphering diagram:

17-10--6--3-11-14--8--7-15-18-12--4--9--2-16--5-13--1  
 A D M I N I S T R A T I V E O R D E  
 R S M U S T B E C O M P L E T E D A  
 N D R E A D Y T O A C C O M P A N Y  
 F I E L D O R D E R S N O T L A T E  
 R T H A N F I V E P M T H I S D A T  
 E

17-10--6--3-11-14--8--7-15-18-12--4--9--2-16--5-13--1  
 A D M I N I S T R A T I V E O R D E  
 R S M U S T B E C O M P L E . . . . .  
 T E D A . . . . .  
 N D R E A D Y T O A C C . . . . .  
 O M P A N Y F I E L D O R D E R . . . . .  
 S N O . . . . .  
 T L A T E R T H . . . . .  
 A N F I V E P M T H I S D A T E (L C E P)\*

(\*The four final letters LCEP are nulls, to complete the row.)

Fig. 9

- 11 -

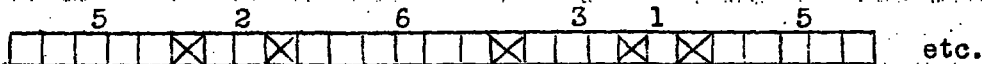
Cryptogram (columnar transposition in key-number sequence):

E E E D I U A E A T I I I P C O E R R M M D R P O A F H T E  
 T I H T S B Y F T P A V L R P D S E D M N L N T N S A N E V  
 S T M C D C D I T D Y R E D R C O E E O E A R T N O S T A M  
 A O A L L

Fig. 9 (Cont'd)

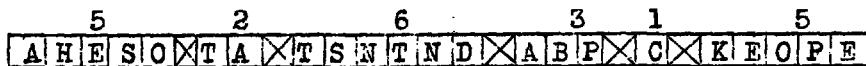
d. This method may be combined with that shown under b of this paragraph, thus further complicating the system. In decryptographing such a message it is best to use cross-section paper, block out the cells to be occupied by letters in the deciphering diagram, and indicate the key numbers applicable to each line. This will facilitate the process materially and help eliminate errors.

e. Another method of interrupted transposition is that which employs a rather long sequence of digits to control the interruption. In order to avoid the necessity of carrying around such a written sequence, it is possible to agree upon a number whose reciprocal when converted by actual division into its equivalent decimal number will give a long series of digits. For example, the reciprocal of 7, or  $1/7$ , yields a repeating sequence of six digits: 142857142857...; the reciprocal of 49,  $1/49$ , yields a repeating sequence of 42 digits, etc. Zeros, when they appear, are omitted from the sequence. Suppose the number 19 is agreed upon, the reciprocal of which yields the sequence (0)52631578947368421. On cross-section paper mark off sets of cells corresponding in number to the successive digits. Thus:



Let the message be ATTACK HAS BEEN POSTPONED.

Encipherment:



Cryptogram:

A H E S O T A T S N T N D A B P C K E O P E

f. To decryptograph such a message, the cryptogram is written down in a series of cross-section cells, which are then blocked off in sets according to the numerical key:



- 12 -

Taking the letters in consecutive order out of the successive sets, and crossing them off the series at the same time as they are being written down to construct the plain text, the message is found to begin with the following two words:

5            2            6            3            1            5

A	E	S	O	X	T	A	X	T	S	I	N	T	N	D	X	A	B	P	X	C	X	K	E	O	P	E
---	---	---	---	---	---	---	---	---	---	---	---	---	---	---	---	---	---	---	---	---	---	---	---	---	---	---

ATTACK HAS ...

g. Preparatory to cryptographing, it is necessary to find the length of the message to be enciphered and then to mark off as many cells as will be required for encipherment. Nulls are used to fill in cells that are not occupied after enciphering the whole message. The secrecy of the method depends, of course, upon the reciprocal selected, but there is no reason why any fraction that will yield a long series of digits cannot be employed. If the selection of key numbers were restricted to reciprocals, the secrecy would be more limited in scope than is actually necessitated by the method itself.

8. Permutation method. - a. An old method, known in literature as the aerial telegraphy method,<sup>1</sup> forms the basis of this system. A set of permutations of 3, 4, ... 9 digits is agreed upon and these permutations are listed in a definite series. As an example, let these permutations be made of the digits 1 to 5; selecting only four of the possible 120. Suppose those selected are the following, set down in successive lines of the diagram in Fig. 10 a.

Permutation	2	3	1	5	4
2 3 1 5 4					
3 2 5 1 4					
1 5 3 2 4					
4 3 1 5 2					

Fig. 10 a

The letters of the plain text, taken in sets of fives, are distributed within the sections of the diagram in accordance with the permutations indicated above the sections and also at the left. Thus, the first five letters of the text, supposing them to be the initial letters of the word RECOMMENDATIONS, are inserted in the following positions:

Permutation	2	3	1	5	4
2 3 1 5 4	R	E	C	M	M

<sup>1</sup> So named because it was first devised and employed in messages transmitted by a system of semaphore signaling in practical usage in Europe before the electrical telegraph was invented.

- 13 -

The next five letters are inscribed in the second line of the diagram in the sections indicated by the permutation above and at the left of the line. Thus:

Permutation		2	3	1	5	4
2 3 1 5 4	E	C	R	M	O	
3 2 5 1 4	N	E	M	D		

This process is continued for each line and for as many lines as there are permutations indicated at the left. In the foregoing case, after twenty letters have been inserted, one inserts a second set of five letters again on the first line, placing the letters of this second set immediately to the right of those of the first set, respectively in keynumber order. The succeeding lines are treated in similar fashion until the whole message has been enciphered. The following example will illustrate the process:

Message: RECOMMENDATIONS FOR LOCATIONS OF NEW BALLOON POSITIONS  
MUST BE SUBMITTED BEFORE 12TH AIRDROME COMPANY CHANGES  
COMMAND POST TOMORROW.

Enciphering diagram:

Permutation		2	3	1	5	4
2 3 1 5 4	E A S E O M	C T I D M A	R C O T R M	M O I E C D	O I T B E N	
3 2 5 1 4	N O S R P S	E S N O M O	A N U T N T	M N O F O P	D F M E A T	
1 5 3 2 4	T E S W Y O	S L S T N R	O B B L H O	I W T E C M	N A E F A R	
4 3 1 5 2	L N I R C B*	R O M I S C*	F L U H G O	O P T D O D*	O O B A E W	

\*The letters B, C and D are nulls, to complete the figure.

Fig. 10 b

The letters of the cipher text are taken from the diagram according to any prearranged route, the most simple being to transcribe the lines of letters in groups of fives, thus:

E A S E O M C T I D M A R C O T R M M O I E C D O I T B E N  
N O S R P S E S N O M O A N U T N T M N O F O P D F M E A T  
T E S W Y O S L S T N R O B B L H O I W T E C M N A E F A R  
L N I R C B R O M I S C F L U H G O O P T D O D O O B A E W

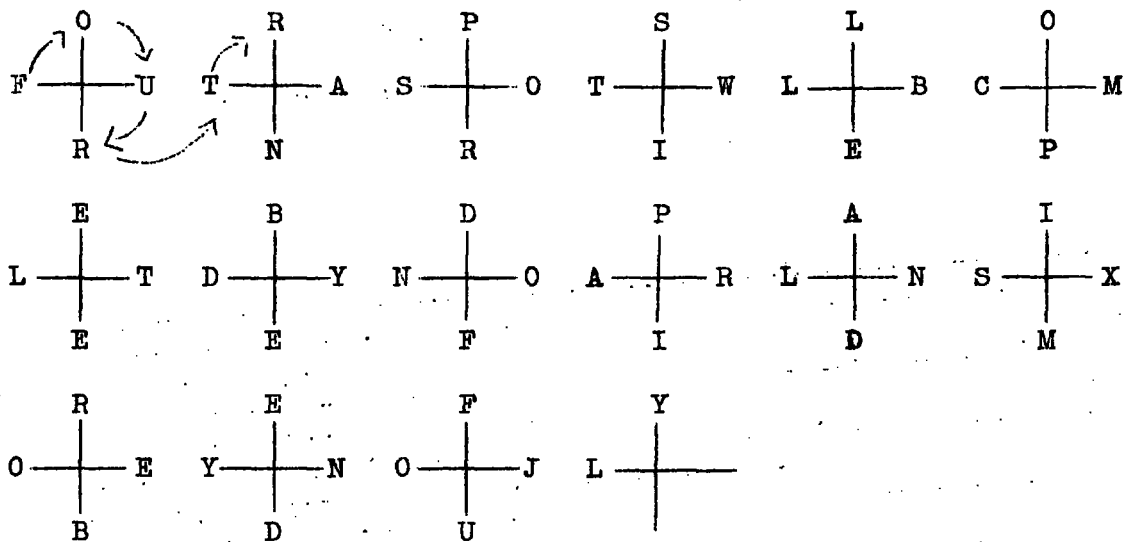
- 14 -

b. The foregoing method, when employed in its most simple form, does not yield cryptograms of even a moderate degree of security; but if the method of inscription and transcription is varied and made more complex, the degree of security may be increased quite noticeably. It is possible to use longer permutations, based on sets of 6, 7, 8, or 9 digits, but in every case the successive permutations must be prearranged as regards both their exact composition and their order or arrangement in the diagram.

9. Transposition methods using special figures. - a. The method now to be described is useful only in special cases where the correspondence is restricted to brief communications between a very limited number of persons. It is necessary to agree in advance on certain particulars, as will be seen. Let the message to be enciphered be the following:

FOUR TRANSPORTS WILL BE COMPLETED BY END OF APRIL AND SIX MORE BY  
END OF JULY.

Note the following figures and encipherment:



Cryptogram:

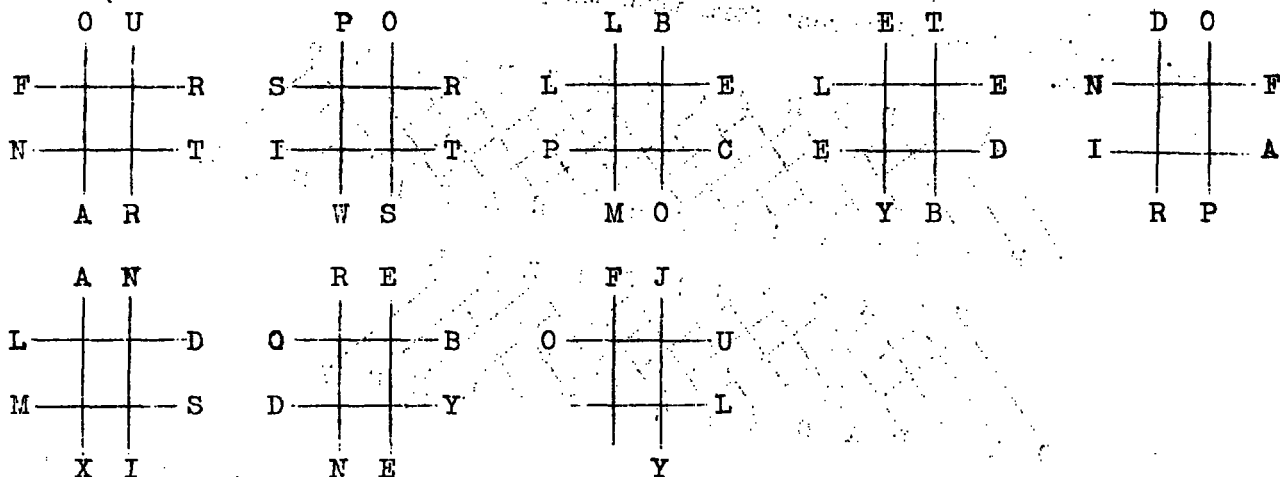
O R P S L O F U T A S O T W L B C M R N R I E P E B D P A I  
L T D Y N O A R L N S X E E F I D M R E F Y O E Y N O J L B  
D U

Fig. 11

b. It will be noted that it is essential to agree in advance not only upon the nature of the figure but also upon the number of figures per line.

c. The next series is a modification of the preceding. The same message will be employed, with a double-cross figure, five figures per line.



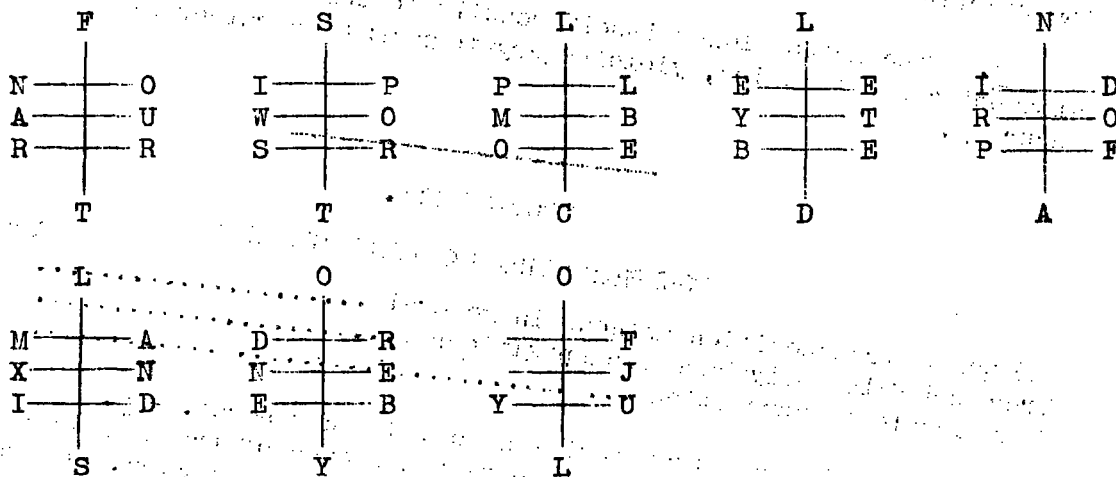


Cryptogram:

OUPOL BETDO FRSRL ELENF NTITP CEDIA  
 ARVSM OYBRP ANRE.F JLD OB OUMSD YLXIN  
 EY.

Fig. 12

d. Still another series may be formed, as follows:



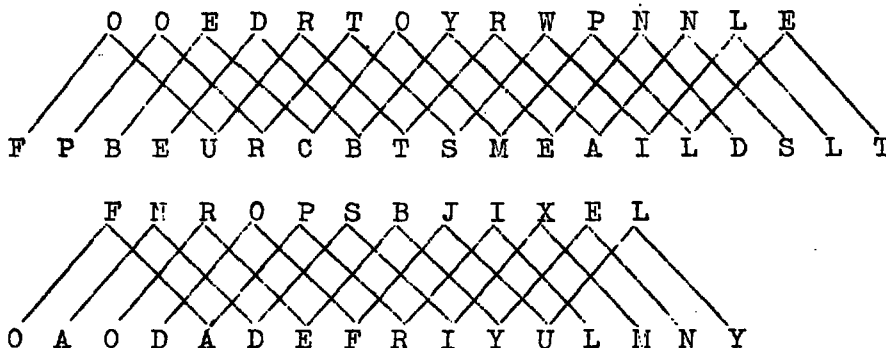
Cryptogram:

FSLLN NOIPP LEEID AUWOM BYTRO RRSRO  
 EBEPF TTCDA LOOMA DRFXN NEJID EBYUS  
 YL

Fig. 13

- 16 -

e. A figure of different form than the preceding forms the basis of the next type.



Cryptogram:

O O E D R T O Y R W P N N L E F P B E U R C B T S M E A I L  
 D S L T F N R O P S B J I X E L O A O D A D E F R I Y U L M N Y

Fig. 14

f. From the foregoing examples, it is obvious that many other figures may be used for effecting transpositions of this kind, such as stars of varying numbers of points, polygons of various symmetrical shapes, etc. It is merely necessary to agree upon the figures, the number of figures per line, the starting points of the inscription and transcription processes.

g. The method lends itself readily to combination with simple mono-alphabetic substitution, yielding cryptograms of a rather high degree of security.

### SECTION III.

#### POLYPHASE TRANSPOSITION SYSTEMS

	Paragraph
Polyphase transposition methods in general .....	10
True and false polyphase transpositions .....	11
True double transposition .....	12

10. Polyphase transposition methods in general. - a. In Paragraph 32 of Special Text No. 165, brief mention was made of transposition systems in which two or more processes of rearrangement are involved. It was stated that only a very limited number of such transposition methods are practicable for military use, but that the degree of security afforded by them is considerably greater than that afforded by certain much more complicated substitution methods. The methods referred to are those which involve two or more successive transpositions, and merely for purposes of brevity in reference they will here be called polyphase transposition methods to distinguish them from the single or monophase methods thus far described.

- 17 -

b. It is obvious that a polyphase transposition method may involve 2, 3, ... successive transpositions of the letters of the plain text. To describe these methods in general terms, one may indicate that the letters resulting from a first transposition, designated as the T-1 transposition, form the basis of a second, or T-2 transposition. If the process is continued, there may be T-3, T-4 ... transpositions, and each may involve the use of a geometric figure or design. For convenience, the design involved in accomplishing the T-1 transposition may be designated as the D-1 design; that involved in accomplishing the T-2 transposition as the D-2 design, etc. However, it may as well be stated at this point that, so far as military cryptography is concerned, methods which involve more than D-2 and T-2 elements are entirely impractical and often those which involve no more than D-2 and T-2 elements are also impractical for such use.

11. True and false polyphase transpositions. - a. It is possible to perform two or more transpositions with the letters of a text and yet the final cryptogram will be no more difficult to solve than if only a single transposition had been effected. The equivalent of this in the case of substitution ciphers is to encipher a monoalphabetic cryptogram by means of a second single alphabet: the final result is still a monoalphabetic substitution cipher. Likewise, if a message has been enciphered by a simple form of route transposition and a second and similar or approximately similar form of simple route transposition is again applied to the text of the first transposition, the final text is still that of a monophase transposition cipher. Again, two transpositions may be accomplished without really effecting a most thorough scrambling of the letters composing the original text. Examples will serve to clarify the difference between false and true polyphase transposition.

b. Note the following simple columnar transposition cipher prepared according to the method described in paragraph 26 of Special Text No. 165:

Message: DELIVER ALL AMMUNITION TO 4TH DIVISION DUMP

Keyword: SCHEDULE = SCHEDULE  
7-1-5-3-2-8-6-4

Enciphering rectangle:

	7	1	5	3	2	8	6	4
D	E	L	I	V	E	R	A	
L	L	A	M	M	U	N	I	
T	I	O	N	T	O	F	O	
U	R	T	H	D	I	V	I	
S	I	O	N	D	U	I	P	

D-1

Cryptogram (T-1):

ELIRI VMTDD IMNHN AIOIP LAOTO RNFVM  
DLTUS EUOIU

Fig. 15

- 18 -

In producing the foregoing cryptogram only the columns were transposed. Suppose that by prearrangement, using the keyword BREAK (derived numerical key = 2-5-3-1-4), the horizontal lines of the foregoing enciphering rectangle were also to be transposed. For example, let the horizontal lines of the rectangle D-1 be transposed immediately before taking the letters out of the columns of the design (in keynumber order) to form the cipher text. Thus:

	2	D	E	L	I	V	E	R	A
	5	L	L	A	M	M	U	N	I
	3	T	I	O	N	T	O	F	O
	1	U	R	T	H	D	I	V	I
	4	S	I	O	N	D	U	M	P

D-1

7	1	5	3	2	8	6	4
U	R	T	H	D	I	V	I
D	E	L	I	V	E	R	A
T	I	O	N	T	O	F	O
S	I	O	N	D	U	M	P
L	L	A	M	M	U	N	I

D-2

Cryptogram (T-2):

REIL DVTDM HINNM IAOPITLOOAVRFMN  
 UDTSL IEOUU

Fig. 16

c. The foregoing, however, is not a case of true polyphase or so-called double transposition. The same final result may be accomplished in a way which will at first glance appear quite different, but is in reality one that accomplishes the same two operations by combining them in one operation. Let the message be inscribed as before, but this time with both numerical keys applied to the top and side of the rectangle. Then let another rectangle of the same dimensions, but with numbers in straight sequence instead of key-number sequence, be set alongside it. Thus:

	7	1	5	3	2	8	6	4
2	D	E	L	I	V	E	R	A
5	L	L	A	M	M	U	N	I
3	T	I	O	N	T	O	F	O
1	U	R	T	H	D	I	V	I
4	S	I	O	N	D	U	M	P

D-1

	1	2	3	4	5	6	7	8
1								
2								
3								
4								
5								

D-2

Fig. 17

Each letter in D-1 is now transferred to that cell in D-2 which is indicated by the row and column indicators of the letter in D-1. For example, the first letter, D, of D-1, has the indicators 2 - 7 and it is placed in the 2 - 7 cell in D-2: the second letter of D-1, which is E, is placed in the 2 - 1 cell of D-2, and so on. The final result is as follows:

- 19 -

	7	1	5	3	2	8	6	4
2	D	E	L	I	V	E	R	A
5	L	L	A	M	M	U	N	I
3	T	I	O	N	T	O	F	O
1	U	R	T	H	D	I	V	I
4	S	I	O	N	D	U	M	P

D-1

	1	2	3	4	5	6	7	8
1	R	D	H	I	T	V	U	I
2	E	V	I	A	L	R	D	E
3	I	T	N	O	O	F	T	O
4	I	D	N	P	O	N	S	U
5	L	M	M	I	A	N	L	U

D-2

Fig. 18

It will be seen that if the columns of D-2 are now read downwards in straight order from left to right the final cryptogram is identical with that obtained under b above: R E I I L D V T D M etc.

d. The foregoing cipher, often called the Nihilist Cipher, is referred to in some of the older literature as a double transposition cipher because it involves a transposition of both columns and rows; and indeed as described under subparagraph b above, it seems to involve a double process. It is, however, not an example of true double transposition. When the mechanism of this cipher is compared with that now to be described, the great difference in the cryptographic security of the two methods will become apparent.

12. True double transposition. - a. In the form of the false double transposition described above, it is only entire columns and entire rows that are transposed. The disarrangement of the letters is after all not very thorough. In true double transposition this is no longer the case, for here the letters of columns and rows become so thoroughly rearranged that the final text presents a complete scrambling almost as though the letters of the message had been tossed into a hat and then drawn out at random.

## SECTION IV.

## TRUE DOUBLE TRANSPOSITION

	Paragraph
True double transposition of the columnar type .....	13
General remarks on true polyphase transposition .....	14

13. True double transposition of the columnar type. - a. It is by what is apparently a simple modification of certain of the columnar methods already described that an exceedingly good true double transposition can be effected. Let a numerical key be derived from a keyword in the usual manner, and let the message be written out under this key to form a rectangle, in the usual manner for columnar transposition. The length of the message itself determines the exact dimensions of the rectangle thus formed, and whether or not it is completely or incompletely filled.

b. In its most effective form the double transposition is based upon an incompletely filled rectangle, that is, one in which one or more cells in the last line remain unfilled. An example of the method now follows. Let

the keyword be INTERNATIONAL; the message to be enciphered, as follows:

OUR ATTACK SLOWING UP IN FRONT OF HILL 1000 YARDS SOUTHEAST  
OF GOLDENVILLE STOP REQUEST PROMPT REINFORCEMENT.

Keyword: I N T E R N A T I O N A L  
Derived numerical key: 4--7-12--3-11--8--1-13--5-10--9--2--6

The first, or D-1, rectangle is inscribed in the usual manner of simple numerical key columnar transposition. It is shown as D-1 in the accompanying figure. The letters of the T-1 transposition are then inscribed in the second

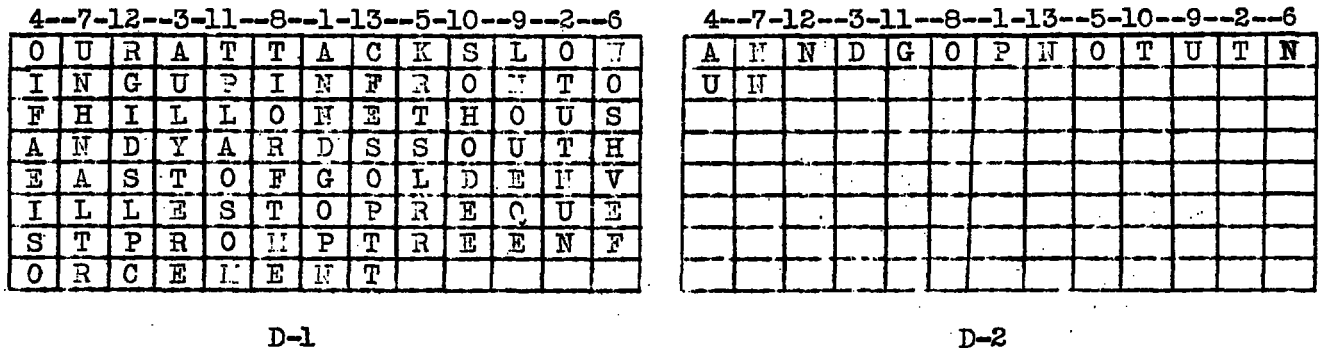


Fig. 19-a

or D-2, rectangle in the normal manner of writing, that is, from left to right and from the top downwards. This is shown in D-2 of Fig. 19-a for the first two columns of D-1 (in numerical key order) after transfer of their letters into D-2. The letters of the remaining columns of D-1 are transferred in the same manner into D-2, yielding the following rectangle:

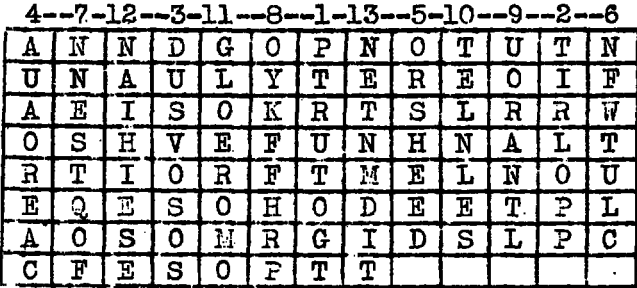


Fig. 19-b

For the T-2 text the letters are transcribed from the D-2 rectangle, reading down the columns in keynumber order, and grouping the letters in fives. The cryptogram is as follows:

PTRUT OGT TI RLOPP DUSVO SOSAU AOREA  
CORSH EEDNF WTULC MNEST QOFOY KFFHR  
PUORA KTLTE LNLES GLOER OMONA IHIES  
EWETN MDIT

- 21 -

c. In Paragraph 28 of Special Text No. 165 a variation of the simple columnar key method of transposition was described. If the process therein indicated is repeated, double transposition is effected. The following example will serve to illustrate the method, using the same message and key as were used in the paragraph to which reference was made:

Message: REQUEST IMMEDIATE REINFORCEMENTS

Keyword: PRODUCT

Derived numerical key: 4-5-3-2-7-1-6

Encipherment:

	4-5-3-2-7-1-6	4-5-3-2-7-1-6	4-5-3-2-7-1-6	4-5-3-2-7-1-6	4-5
Text:	REQUEST	IMMEDIA	TEREENF	ORCEMEN	T S
T-1 :	SINEUEE	EQMRCRI	TOTEMER	STAFNED	EM
T-2 :	EREERE	FNMTASE	TSEIQOT	MEIRDUC	MN

Cryptogram:

EREERE REFNMTASE TSEIQOT MEIRDUC MN

d. In some respects this modified method is simpler for the novice to perform correctly than is that employing rectangles. Experience has shown that many inexperienced cryptographic clerks fail to perform the two transpositions correctly when D-1 and D-2 rectangles are employed in the work.

14. General remarks on true polyphase transposition. - a. The cryptographic security of the true double transposition method deserves discussion. Careful study of a cryptogram enciphered by the double transposition method set forth in paragraphs 13b and c, will convince the student that an extremely thorough scrambling of the letters is indeed brought about by the method. Basically, its principle is the splitting up of the adjacent or successive letters constituting the plain text by two sets of "cuts", the second of which is in a direction that is perpendicular to the first, with the individual "cuts" of both sets arranged in a variable and irregular order. It is well adapted for a regular and voluminous exchange of cryptograms between correspondents, because even if many messages in the same key are intercepted, so long as no two messages are identical in length, they can only be cryptanalyzed after considerable effort.

b. Triple and quadruple transpositions of the same nature are possible but not practical for serious usage. Theoretically, a continuation or repetition of the transposition process will ultimately bring about a condition wherein the D-n rectangle is identical with the D-1 rectangle; in other words, after a certain number of transpositions the rectangle produced by a repetition of the cryptographing process results finally in decryptographing the message. Exactly how many repetitive transpositions intervene in such cases is extremely variable and depends upon factors lying outside the scope of this text.

- 22 -

c. In the example of cryptographing given in Par. 13-b, the D-1 and D-2 rectangles are identical in dimensions and identical numerical keys are applied to effect the T-1 and T-2 transpositions. It is obvious, however, that it is not necessary to maintain these identities; D-1 and D-2 rectangles of different dimensions may readily be employed, and even if it is agreed to have the dimensions identical, the numerical keys for the two transpositions may be different. Furthermore, it is possible to add other variable elements. (1) The direction or manner of inscribing the letters in the D-1 rectangle may be varied; (2) the direction of reading off or taking the letters out of the D-1 rectangle in effecting the T-1 transposition, that is, in transferring them into the D-2 rectangle, may be varied; (3) the direction of inscribing these letters in the D-2 rectangle may be varied; (4) the direction of reading off or taking the letters out of the D-2 rectangle in effecting the T-2 transposition may be varied. Finally, one or more nulls may be inscribed at the end of either the D-1 or the D-2 rectangle (but not both) in order that the total number of letters involved in the two transpositions be different, a factor which still further increases the degree of cryptographic security.

d. The solution of cryptograms enciphered upon the double transposition principle is often made possible by the presence of certain plain-text combinations, such as QU and CH (in German). For this reason, careful cryptographers substitute a single letter for such combinations, as decided upon by preagreement. For example, in one case the letter Q was invariably used as a substitute for the compound CH, with good effect.

-----

## SECTION V.

### GRILLES

	Paragraph
Types of cryptographic grilles .....	15
Simple grilles .....	16
Revolving grilles .....	17
Grilles of other geometric forms .....	18
Polyphase transposition by grilles .....	19
Increasing security of revolving grilles .....	20
Construction of revolving grilles .....	21
Nonperforated grilles .....	22
Rectangular or "post card" grilles .....	23
Construction of rectangular or "post card" grilles .....	24

15. Types of cryptographic grilles. - Broadly speaking, cryptographic grilles<sup>1</sup> are sheets of paper, cardboard, or thin metal in which perforations have been made for the uncovering of spaces in which letters (or groups of letters, syllables, entire words) may be written on another sheet of paper upon which the grille is superimposed. This latter sheet, usually made also of cross-section paper, will hereafter be designated, for purposes of brevity in reference, as the grille grid, or grid. Its external dimensions are the same as those of the grille. Grilles are of several types depending upon their construction and manner of employment. They will be treated here under the titles of (1) simple grilles, (2) revolving grilles, (3) nonperforated grilles, and (4) "post card" grilles.

<sup>1</sup> Also often called "stencils."



16. Simple grilles. - a. These consist usually of a square in which holes or apertures have been cut in prearranged positions; when the grille is superimposed upon the grid, these apertures disclose cells on the grid, in which cells letters, groups of letters, syllables, or entire words may be inscribed. An example is shown in Fig. 20. The four sides of the obverse surface of the grille are designated by the figures 1, 2, 3, 4; the four sides of the reverse surface, by the figures 5, 6, 7, 8. These figures are employed to indicate the position of the grille upon the grid in encipherment.




Fig. 20

b. (1) In cryptographing a message the grille is placed upon the grid, in one of the eight possible positions: obverse surface up, with figure 1, 2, 3, or 4 at the top left; or reverse surface up, with figure 5, 6, 7, or 8 at the top left. The letters of the plain text are then inscribed in the cells disclosed by the apertures, following any prearranged route. In Fig. 21, the normal manner of writing, from left to right, and from the top downwards, has been followed in the inscription, the message being ALL DESTROYERS OUTSIDE.

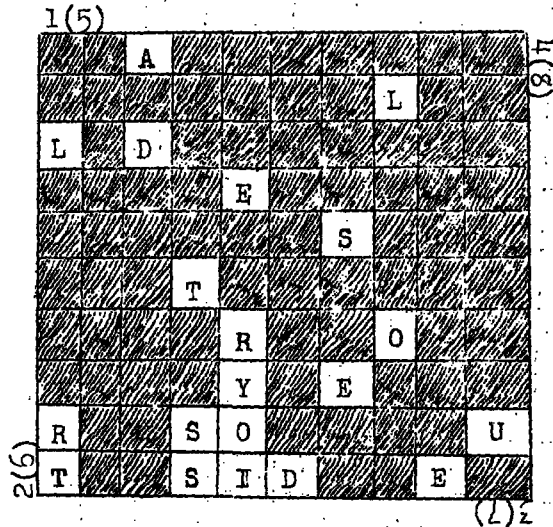


Fig. 21

- 24 -

(2) The transcription process now follows. The cipher text is written down, the letters being taken by following any prearranged route, which must be perpendicular to the route of inscription, otherwise the letters will follow in plain-text order. In the following, the route is by columns from left to right.

Cryptogram:

L R T A D . T S S E R . Y O I D S . E L O E U .

(3) If the number of letters of the plain-text message exceeds the number of cells disclosed by one placement of the grille, the letters given by this placement are written down (in cryptographic order) and then the grille is placed in the next position on a fresh grid; the process is continued in this manner until the entire message has been cryptographed. The several sections of the cipher letters resulting from the placements of the grille on successive grids merely follow each other in the final cryptogram. In this manner of employment it is only necessary for the correspondents to agree upon the initial position of the grille and its successive positions or placements.

c. It is obvious that by the use of a simple grille the letters of a message to be cryptographed may be distributed within an enveloping message consisting mostly of "dummy" text, inserted for purposes of enabling the message to escape suppression in censorship. For example, suppose the grille shown in Fig. 20 is employed in position 1, and the message to be conveyed is ALL DESTROYERS OUTSIDE. The letters of this message are inscribed in their proper places on the grid, exactly as shown in Fig. 21. An "open" or disguising text is now to be composed, the latter serving as an envelope or "cover" for the letters of the secret text, which remain in the positions in which they fall on the grid. The open or disguising text, in other words, is built around or superimposed on the secret text. Note how this is done in Fig. 22, with an apparently innocent message reading:

I HAVE WORKED VERY WELL ALL DAY, TRYING TO GET EVERYTHING STRAIGHTENED UP BEFORE GOING ON MY NEXT TRIP SOUTH, BUT INSIDE TEN DAYS ...

1(5)

I	H	A	V	E	W	O	R	K	E	(8)4
D	V	E	R	Y	W	E	L	L	A	
L	L	D	A	Y	T	R	Y	I	N	
G	T	O	G	E	T	E	V	E	R	
Y	T	H	I	N	G	S	T	R	A	
I	G	H	T	E	N	E	D	U	P	
B	E	F	O	R	E	G	O	I	N	
G	O	N	M	Y	N	E	X	T	T	
R	I	P	S	O	U	T	H	B	U	
T	I	N	S	I	D	E	T	E	N	

2(6)

(2)Σ

Fig. 22

d. The foregoing method naturally requires the transmission of considerably more text than is actually necessary for conveying the message intended. Where questions of censorship are not involved, the method is therefore impractical. A modification of the method suggests itself in the use of a transparent sheet of paper superimposed upon a square or other figure in which the individual cells are irregularly numbered and the inscription process follows the sequence of numbers. An example is shown in Fig. 23, using the message ROCK CREEK BRIDGE WILL BE DESTROYED WHEN TAIL HAS CROSSED.

16	3	25	21	39	44	7	15
6	37	29	41	1	11	45	31
23	18	43	10	24	20	28	14
34	12	8	42	48	4	33	38
2	35	47	30	5	46	26	17
27	19	13	32	22	40	36	9

a

Fig. 23

W	C	T	E	H	O	E	E
R	I	E	S	R	R	S	W
E	L	R	B	S	B	Y	G
N	I	E	C	D	K	E	L
O	T	E	D	C	S	R	I
O	L	D	H	D	A	A	K

b

The transcription may now follow any prearranged route. The normal method of reading would produce the cryptogram beginning W C T E H O E E R I, etc. It is obvious that the correspondents must possess designs with identically numbered cells<sup>1</sup>.


17. Revolving grilles. - a. In this type of grille ( see Fig. 24-a) the apertures are also formed by perforating a sheet of cross-section paper according to prearrangement, but these apertures are so distributed that when the grille is turned four times successively through angles of 90° and set in four grille positions on the grid, all the cells on the grid are disclosed in turn. (The preparation of such grilles will be discussed in Paragraph 21.) If letters are inserted in the cells so disclosed, then after a complete revolution of the grille every one of the cells of the grid will contain a letter and thus the grid will be completely filled. For this reason such a grille is also called a self-filling, or an automatic-completion grille. The secrecy of messages enciphered by its means is dependent upon the distribution or position of the apertures, the sequence of grille positions on the grid, (i.e., whether in the order 1, 2, 3, 4 clockwise; or 1, 3, 4, 2 etc.) and the route followed in inscribing and transcribing the letters in the cells of the grid. For each position of the grille one-fourth the total number of letters of the text is inscribed; hence it is convenient to refer to "sections" of the text, it being understood that each section consists of one-fourth the total number of letters.

b. There are two possible procedures so far as the inscription-transcription sequence is concerned. (1) The letters of the plain text may be inscribed in the cells of the grid through the apertures disclosed by the grille and then, when the grid has been completely filled, the grille removed, and the letters transcribed from the grid according to a prearranged route; or, (2) the letters of the plain text may first be inscribed in the cells of the grid according to a prearranged route and then the grille applied to the completely-filled grid to give the sequence of letters forming the cipher text of the transcription process. The first method will be described in subparagraph c, the second in subparagraph e.


<sup>1</sup> The system employed by the French Army in 1886 was of the nature here described.

c. Taking the simplest manner of inscribing the letters, that is, from left to right and from the top downwards, the letters of the first section of the text are inscribed in the cells disclosed by the apertures, the grille being in the first position. This is shown in Fig. 24-b. The grille is then given 1/4 turn clockwise, bringing figure 2 to the top left. If the grille has been correctly prepared none of the cells disclosed in the second grille position on the grid will be occupied by a letter. The letters of the second section are then inscribed, this being shown in Fig. 24-c. In Fig. 24-d and e, the results of inscribing the third and fourth sections, respectively, are shown. The letters of the cryptogram are then taken out of the completed grid by following any prearranged route of transcription. The cryptogram below has been transcribed by following down the columns in succession from left to right.


Message: HOSTILE 75-MM ARTILLERY IN ACTION AT FARMHOUSE 350 YARDS  
SOUTHWEST OF HAMILTON SCHOOLHOUSE.




a.



b.



c.



d.

4

L	W	H	R	E	R	E	Y	E	E
H	I	U	O	S	N	S	N	D	T
I	L	R	E	T	S	E	O	F	A
C	H	T	D	E	F	A	I	O	M
V	N	I	A	L	E	T	N	T	I
Y	F	T	T	Y	F	O	A	N	Y
R	S	C	M	F	A	I	H	H	O
O	O	U	V	R	S	D	E	S	S
O	M	L	U	M	E	T	A	H	R
T	T	O	I	U	S	L	H	H	E

2

Cryptogram:

LHICV YROOT WILHN  
 FSOMT HURTI TCULO  
 ROEDA TMVUI ESTEL  
 YFRMU RNSFE FASES  
 ESEAT OIIDL YNOIN  
 AHEAH EDFOT NHHSH  
 ETAMI YOSRE

Fig. 24 (Contd.)

d. To decryptograph such a message, the cipher letters are inscribed columnwise in a grid 10x10 (i.e., one composed of 100 cells, 10 per side) and then the grille applied to the square in four consecutive positions corresponding to those used in cryptographing. The letters disclosed by each placement of the grille are written down as they appear, section after section.

e. The second manner of employing a revolving grille is merely the reciprocal of the first. The procedure followed in the first method to decryptograph a message is followed in the second method to cryptograph a message; and the procedure followed in the first method to cryptograph is followed in the second method to decryptograph.

18. Grilles of other geometric forms. - Grilles are not limited to square-shaped figures. They may be equilateral triangles, pentagons, hexagons, and so on. Any figure which can be pivoted upon a central point and which when revolved upon this pivot can be placed in a succession of homologous positions over a grid corresponding to the grille will serve equally well. A triangle affords three grille positions, a pentagon, five, and so on.

19. Polyphase transposition by grilles. - One grille may be employed to inscribe the letters of the message on the grid and a second, and different grille employed to transcribe them from the grid to form the final text of the cryptogram. This would constitute a real double transposition method of great complexity. Polyphase transposition by a series of grilles is of course possible.


20. Increasing the security of revolving grilles. - a. The total number of letters which a grille will exactly encipher is termed its capacity. If the number of letters of a message is always equal to the total capacity of the grille, this information is of great aid in solution by

- 28 -

the enemy. For example, a message of 64 letters indicates a grille 8x8 with 16 apertures; one of 144 letters, a grille 12x12 with 36 apertures, and so on. There are, however, methods of employing a grille so that it will serve to encipher messages the lengths of which are greater or less than the capacity of the grille.

b. When the total number of letters is less than the capacity of the grille, no modification in method of use is necessary. Encipherment of such a message comes to a close when the last plain-text letter has been inscribed. In decryptographing such a message, the recipient must strike out, on the grid upon which he is to inscribe the cipher text, a number of cells corresponding to the difference between the number of letters of the text as received and the total capacity of the grille. The location of the cells to be thus eliminated must be prearranged, and it is best usually to strike them off from the final positions of the grid.

c. When the total number of letters is equal to or greater than the capacity of the grille, a grid of greater capacity than that of the grille can be prepared, on which the grille may be positioned several times, thus forming a large or composite grid composed by the juxtaposition of the several small grids. If there are a few cells in excess of the actual number required, these may be struck off from the large grid at prearranged points, for example, from the last column and row, as shown in Fig. 25-b. The grille is then placed in its first position in turn on each of the component grids, then in its second position, and so on. An example will serve to illustrate. A message of fifty-two letters is to be enciphered with the grille shown in Fig. 25-a, the capacity of which is sixteen letters. The number of letters of the message being greater than three times sixteen, the composite grid must be composed of four small grids containing a total of sixty-four cells. Therefore, twelve of these cells must be eliminated. These are shown in Fig. 25-b, together with the number indicating the positions occupied by the letters of the text.

a

15	29	1	30	19	33	5	
42	2	16	43	46	6	20	
17	44	31	18	21	47	34	
3	32	4	45	7	35	8	
25	38	11	39	22	36	9	
50	12	26	51	48	10	23	
27	52	40	28	24	49	37	
13	41	14					

b

Fig. 25

21. Construction of revolving grilles. - a. There are several ways of preparing revolving grilles, of which the one described below is the most simple. All methods make use of cross-section paper.

b. Suppose a revolving grille with a capacity of 100 letters is to be constructed. The cells of a sheet of cross-section paper 10x10 are numbered consecutively in bands from the outside to the center, in the manner shown in Fig. 26-a. It will be noted that in each band, if n is the number of cells forming one side of the band, the highest number assigned to the cells in each band is n-1.

1	2	3	4	5	6	7	8	9	1
9	1	2	3	4	5	6	7	1	2
8	7	1	2	3	4	5	1	2	3
7	6	5	1	2	3	1	2	3	4
6	5	4	3	1	1	2	3	4	5
5	4	3	2	1	1	3	4	5	6
4	3	2	1	3	2	1	5	6	7
3	2	1	5	4	3	2	1	7	8
2	1	7	6	5	4	3	2	1	9
1	9	8	7	6	5	4	3	2	1

Fig. 26-a

c. It will be noted that in each band there is a quadruplication of each digit: the figure 1 appears four times, the figure 2 appears four times, and so on. From each receding band there is to be cut out (n-1) cells: from the outermost band, therefore, nine cells are to be cut out; from the next band, seven; from the next, five; from the next, three; and from the last, one cell. In determining specifically what cells are to be cut out in each band, the only rules to be observed are these: (1) one and only one cell bearing the figure 1 is to be cut out, one and only one cell bearing the figure 2 is to be cut out, and so on; (2) as random a selection as possible is to be made among the cells available for selection for perforation. In Fig. 26-b is shown a sample grille prepared in this way.




Fig. 26-b

- 30 -

d. If the side of the grille is composed of an odd number of cells, the innermost band will consist of but one cell. In such case this central cell must not be perforated.

e. It is obvious that millions of differently perforated grilles may be constructed. Grilles of fixed external dimensions may be designated by indicators, as was done by the German Army in 1915, when this system was employed. For example, the FRITZ grille might indicate a 10x10 grille, serving to encipher messages of about 100 letters; the ALBERT grille might indicate a 12x12 grille, serving to encipher messages of about 144 letters, and so on. Thus, with a set of grilles of various dimensions, all constructed by a central headquarters and distributed to lower units, systematic use of grilles for messages of varying lengths can be afforded.

f. A system for designating the positions of the perforated cells of a grille may be established between correspondents, so that the necessity for physical transmission of grilles for intercommunication is eliminated. An example of a possible system is that which is based upon the coordinate method of indicating the perforations. The columns from left to right and the rows from bottom to top are designated by the letters A, B, C, ... . Thus, the grille shown in Fig. 26-b would have the following formula:

ADG; BBEH; CDJ; DEG; EACH; FFI; GE; HBDEH; IDG; JABFI.

g. Given the formula, the eight corners of the grille can be labelled in various ways by prearrangement. But the simplest method is that shown in connection with Fig. 26-b. Then the initial position of the grille can be indicated by the number which appears at the upper left-hand corner when the grille is placed on the grid, ready for use. Thus, position 1 indicates that the grille is in position with the figure 1 at the upper left-hand corner; position 3, with the figure 3 at the upper left-hand corner, etc.

h. The direction of revolving the grille can be clockwise or counter-clockwise, so that correspondents must make arrangements beforehand as to which direction is to be followed.

i. Revolving grilles can be constructed so that they have two operating faces, an obverse and a reverse face. They may be termed revolving-reversible grilles. The principles of their construction merely involve a modification of those described in connection with ordinary revolving grilles. A revolving-reversible grille will have eight possible placement indicators; usually positions 1 and 5, 2 and 6, etc., correspond in this obverse-reverse relationship, as shown in Fig. 20.

j. The principles of construction described in the preceding paragraphs apply also to grilles of other shapes, such as triangles, pentagons, etc.

22. Nonperforated grilles. - a. All the effects of a grille with actual perforations may be obtained by the modified use of a nonperforated grille. Let the cells that would normally be cut out in a grille be indicated merely by crosses thereon, and then on a sheet of cross-section paper let the



distribution of letters resulting from each placement of the grille on a grid be indicated by inserting crosses in the appropriate cells, as shown in Fig. 27.

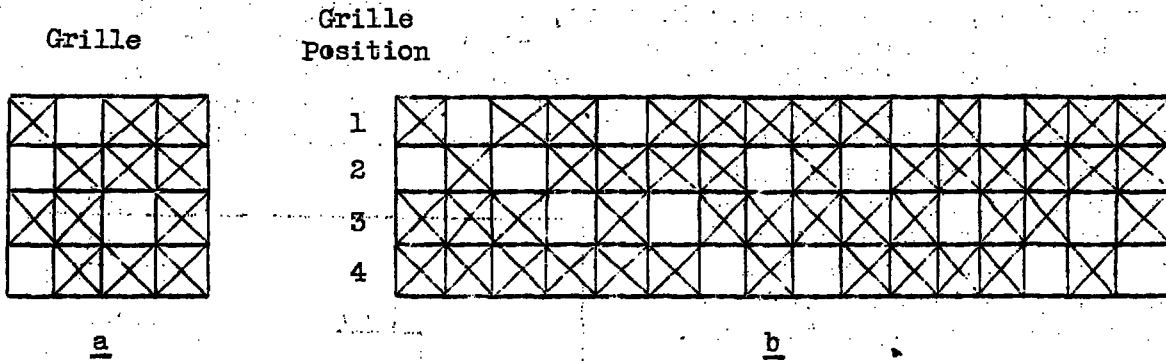
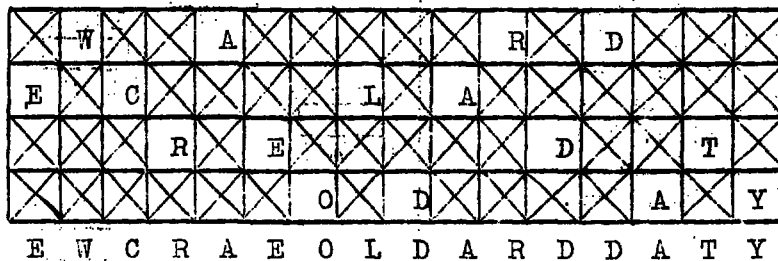


Fig. 27

b. Note should be made of the fact that in Fig. 27-b the distribution of crosses shown in the third row of cells is the reverse of that shown in the first; the distribution shown in the fourth row is the reverse of that shown in the second. This rule is applicable to all revolving grilles and is of importance in solution.

c. If the letters of the text are now inscribed (normal manner of writing) in the cells not eliminated by crosses, and the letters transcribed from columns to form the cryptogram, the results are the same as though a perforated grille had been employed. Thus:



Cryptogram:

E W C R A E O L D A R D D A T Y

Fig. 27-c

d. It is obvious that a numerical key may be applied to effect a columnar transposition in the foregoing method, giving additional security.

e. The method is applicable to grilles of other shapes, such as triangles, pentagons, hexagons, octagons, etc.

f. In Fig. 27-c it is noted that there are many cells that might be occupied by letters but are not. It is obvious that these may be filled with nulls so that the grid is completely filled with letters. Long messages may be enciphered by the superposition of several diagrams of the same dimensions as Fig. 27-c.

23. Rectangular or "post-card" grilles. - a. The grille shown in Fig. 28 differs from the ordinary revolving grille in that (1) the apertures are rectangular in shape, and are greater in width, thus permitting of inscribing several letters in the cells disclosed on the grid by each perforation of the grille; and (2) the grille itself admits of but two positions with its obverse side up and two with its reverse side up. In Fig. 28 the apertures are numbered in succession from top to bottom in four series, each applying to one position of the grille; the numbers in parentheses apply to the apertures when the grille is reversed; the numbers at the corners apply to the four positions in which the grille may be placed upon the grid.

b. One of the ways in which such a grille may be used is to write the first letter of the text at the extreme left of the cell disclosed by aperture 1, the second letter, at the extreme left of the cell disclosed by aperture 2, and so on. The grille is retained in the same position and the 17th letter is written immediately to the right of the 1st, the 18th immediately to the right of the 2nd, and so on. Depending upon the width of the aperture, and thus of the cells disclosed on the grid, 2, 3, 4 ... letters may be inserted in these cells. When all the cells have been filled, the grille may then be placed in the second position, then the third, and finally, the fourth.

c. Another way in which the grille may be used is to change the position of the grille after the 16th letter has been inserted, then after the 32nd, 48th and 64th; the 65th letter is then inserted to the right of the 1st, the 81st, to the right of the 17th, and so on until the grid is completed.

d. Whole words may, of course, be inserted in the cells disclosed by the apertures, instead of individual letters, but the security of the latter method is much lower than that of the former.

e. The text of the grid may be transcribed (to form the cryptogram) by following any prearranged route.

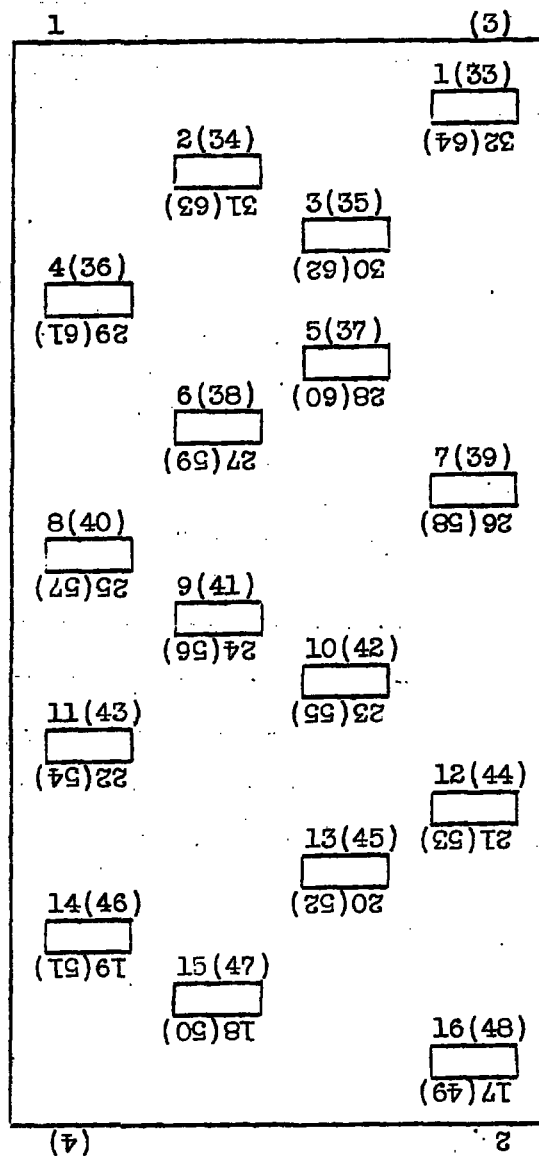
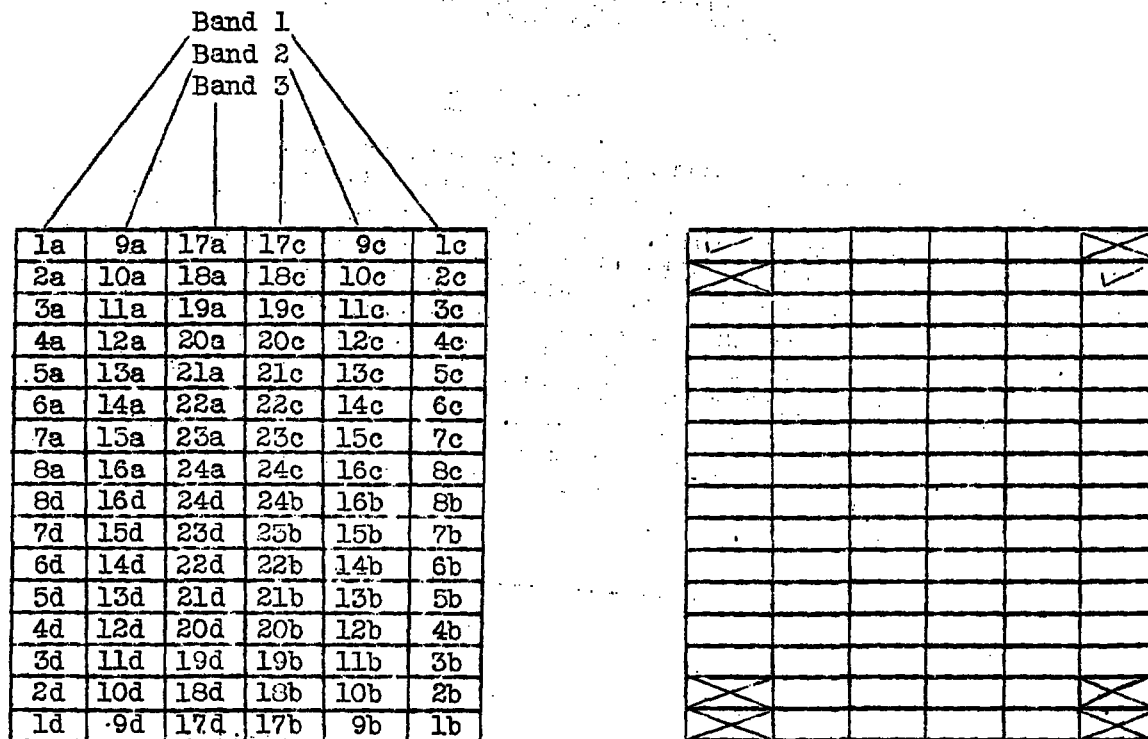


Fig. 28

f. The successive positions of a post-card grille may be prearranged. The order 1, 2, 3, 4 is but one of 24 different sequences in which it may be superimposed upon the grid.

24. Construction of rectangular or "post-card" grilles. - a. A modification of the principles set forth in Paragraph 21, dealing with the construction of revolving grilles, is applied in the construction of rectangular or "post-card" grilles. Note the manner in which the cells in Fig. 29-a are assigned numbers: homologous cells in each band receive the same number. In Fig. 29-a there are three bands, numbered from 1 to 8, 9 to 16, and 17 to 24. Then in each band one and only one cell of the same-numbered set of four cells is cut out. For example, if cell 1a is selected for perforation from band 1 (as indicated by the check mark in that cell), then a cross is written in the other three homologous cells, 1b, c, and d, to indicate that they are not available for selection for perforation. Then a cell bearing the number 2 in band 1 is selected, for example, 2c, and at once 2a, b, and d are crossed off as being ineligible for selection, and so on.



a

b

Fig. 29

In Fig. 29-c is shown a grille as finally prepared, the nonshaded cells representing apertures.




Fig. 29-c

b. The foregoing grille is a "six-column" one, that is, the cells form six columns. It is obvious that grilles with any even number of columns of cells are possible. The number of apertures in each band should be equal and this number multiplied by the number of bands and then by 4 should equal the capacity of the grille. In the case of the one shown in Fig. 29-c the capacity is  $8 \times 3 \times 4$  or 96 cells; this is the same as is obtained merely by multiplying the height (in cells) by the number of columns,  $16 \times 6 = 96$ . If 4 letters are inscribed in each rectangle, the capacity of the grille in terms of letters is 384. The grid in this case would, after completion, present 24 columns of letters, to which a numerical key for a second transposition can be applied in transcription to produce the final text of the cryptogram.

## SECTION VI.

## MISCELLANEOUS TRANSPOSITION SYSTEMS

	Paragraph
Complex route transposition .....	25
Transposition of groups of letters, syllables, and words .....	26
Disguised transposition methods .....	27
Cipher machines for effecting transposition .....	28

25. Complex route transposition. - a. In Fig. 30 a route for inscribing letters within a rectangle is indicated by a sequence of numbers. The initial point may be at any of the four corners of the rectangle, or, indeed, it may be at any other point, as prearranged. The letters may be inscribed to form the rectangle by following the route indicated and then transcribed from the rectangle to form the cryptogram by following another route. Or the letters may be inscribed according to one route and transcribed according to the numerical route indicated.

b. A variation of the foregoing is that illustrated in Fig. 31, wherein the inscription follows the route shown by the arrows. The initial point of inscription is indicated by the figure 1, and the final point, by the figure 2.

c. In the foregoing case, the route is a succession of the moves made by the king in the game of chess; it forms the so-called "king's tour", in which the playing piece makes a complete or reentrant journey covering all cells of the chessboard, each cell being traversed only once, with the last move placing the piece in a cell from which it may next move into the cell from which the journey started. A route composed of a succession of moves made by the knight, or the so-called "knight's tour", is also possible, but in order to be practical a grid with the cells numbered in succession would have to be prepared for the correspondents, since millions of different reentrant knight's tours can be constructed on a chessboard of the usual 34 cells.

90	61	60	31	30	1
2	29	32	59	62	89
88	83	58	33	28	3
4	27	34	57	64	87
86	65	56	35	26	5
6	25	36	55	66	85
84	67	54	37	24	7
8	23	38	53	68	83
82	69	52	39	22	9
10	21	40	51	70	81
80	71	50	41	20	11
12	19	42	49	72	79
78	73	48	43	18	13
14	17	44	47	74	77
76	75	46	45	16	15

Fig. 30




Fig. 31

26. Transposition of groups of letters, syllables, and words. - There is nothing in the previously described methods which precludes the possibility of their application to pairs of letters, sets of three or more letters, or even syllables and whole words. Nor, of course, is their use limited to operations with plain text: they may be applied as secondary steps after a substitutive process has been completed (see Section X).

27. Disguised transposition methods. - a. The system often encountered in romances and mystery stories, wherein the message to be conveyed is inserted in a series of nonsignificant words constructed with the purpose of avoiding or evading suspicion, is a species of this form of "open" cryptogram involving transposition. The "open" or enveloping, apparently innocent text may be designated as the external text; the secret or cryptographic text may be designated as the internal text. A complicated example of external or open and internal or secret text is that shown in Paragraph 16.

b. Little need be said of the method based upon constructing external text the letters of which, at prearranged positions or intervals, spell out

<sup>1</sup> See Ball, W. W. R., *Mathematical Recreations and Essays*, London, 1928.

- 36 -

the internal text. For example, it may be prearranged that every fourth letter of the external text forms the series of letters for spelling out the internal text, so that only the 4th, 8th, 12th ... letters of the external text are significant. The same rule may apply to the complete words of the external text, the n, 2n, 3n, ... words form the internal text. The preparation of the external text in a suitable form to escape suspicion is not so easy as might be imagined, when efficient, experienced, and vigilant censorship is at work. Often the paragraph or passage containing the secret text is sandwiched in between other paragraphs added to pad the letter as a whole with text suitable to form introductory and closing matter to help allay suspicion as to the presence of secret, hidden text.

c. A modification of the foregoing method is that in which the 1st, 3rd, 5th, ... words of a secret message are transmitted at one time or by one agency of communication, and the 2nd, 4th, 6th, ... words of the message are transmitted at another time or by another agency of communication. Numerous variations of this scheme will suggest themselves, but they are not to be considered seriously as practical methods of secret intercommunication.

d. Two correspondents may agree upon a specific size of paper and a special diagram drawn upon this sheet, the lines of which pass through the words or letters of the internal text as they appear in the external text. For example, the legs of an equilateral triangle drawn upon the sheet of paper can serve for this purpose. This method is practicable only when messages can be physically conveyed by messenger, by the postal service, or by telephotographic means. Many variations of this basic scheme may perhaps be encountered in censorship work.

28. Machines for effecting transposition. - These may be dismissed with the brief statement that if any exist today they are practically unknown. A few words are devoted to the subject under Paragraph 71, Section XIV.

-----  
B. SUBSTITUTION SYSTEMS

SECTION VII.

POLYGRAPHIC SYSTEMS

	Paragraph
Preliminary remarks .....	29
Monographic and polygraphic substitution .....	30
Polygraphic substitution by means of tables .....	31

29. Preliminary remarks. - a. It is assumed that the student has absorbed the information contained in Sections VII - VIII, inclusive of Special Text No. 165, Elementary Military Cryptography. These sections deal with the various types of cipher alphabets, simple monoalphabetic substitution, monoalphabetic substitution with variants, the more simple varieties of polyalphabetic substitution, cipher disks and cipher tables. The present study of substitution is a continuation of the former, a thorough understanding of which is a requisite to the examination of the more complex types of substitution now to be set forth.

b. Before entering upon the study referred to, it will be advisable to explain several terms which will be used. Substitution methods in general may

be described as being monoliteral or polyliteral in character. In the former there is a strict letter-for-letter replacement, or, to include numerical and symbol methods, there is a "one-to-one" correspondence between the length of the units of the plain text and those of the cipher text, no matter whether the substitution is monoalphabetic or polyalphabetic in character. In polyliteral methods, however, this "one-to-one" correspondence no longer holds: a combination of two letters, or of two figures, or of a letter and a figure, may represent a single letter of the plain text; there is here a "two-to-one" correspondence, two characters of the cipher text representing one of the plain text. The methods described under Section X of Special Text No. 165, Elementary Military Cryptography, fall under the latter designation; the cipher equivalents there shown are, properly speaking, bipartite in character. Tripartite cipher equivalents are also encountered. Polyliteral methods, therefore, are said to employ polypartite alphabets, of which the bipartite type is by far the most common. Further on in this text, polyliteral methods of greater complexity than those illustrated in Section X of Special Text No. 165 will be discussed. Attention now will be directed more particularly to a different type of substitution designated as monographic and polygraphic substitution.

30. Monographic and polygraphic substitution. - a. All the methods of substitution heretofore described are monographic in nature, that is, in the enciphering process the individual units subjected to treatment are single letters; there is a letter-for-letter substitution, or, to include numerical and symbol methods, there is, as in the case of monoliteral substitution, a "one-to-one" correspondence between units of the plain text and those of the cipher text. In polygraphic substitution, however, combinations of letters of the plain text, considered as indivisible compounds, constitute the units for treatment in encipherment. If the units consist of pairs of plain-text letters, the encipherment is pair-for-pair, and is said to be digraphic in character; if the units consist of sets of three letters, it is trigraphic in character, and so on. There is still a "one-to-one" correspondence involved, but the units in these cases are composite in character and the individual elements composing the units affect the cipher equivalents jointly, rather than separately. The basic important factor in true polygraphic substitution is that all the letters of the group participate in the determination of the cipher equivalent of the group; the identity of each letter of the plain-text group affects the composition of the whole cipher group. Thus, in a certain digraphic system  $AB_p$  may be enciphered as  $XP_c$ , and  $AC_p$ , on the other hand, may be enciphered as  $NK_c$ ; a difference in the identity of but one of the letters of the plain-text pair here produces a difference in the identity of both letters of the cipher pair.

b. For practical usage polygraphic substitution is limited to the handling of digraphs and trigraphs, although very occasionally groups of more than three letters may be employed for special purposes.

c. The fundamental purpose of polygraphic substitution is the suppression or rather the elimination of the frequency characteristics of ordinary plain text. It is these frequency characteristics which lead, sooner or later, to the solution of practically all substitution ciphers. When the substitution involves only individual letters in a monoalphabetic

system, the cryptogram can be solved very quickly; when it involves individual letters in a polyalphabetic system, the cryptogram can usually be solved, but only after a much longer time and much more study, depending upon the complexity of the method. The basic principle in the solution, however, is to reduce the polyalphabetic text to the terms of monoalphabetic ciphers and then to solve the latter. In true polygraphic substitution on the other hand, the solution does not rest upon the latter basis at all because it is not a question of breaking up a complex text into simpler elements; it rests, as a rule, upon the possibility of analysis on the basis of the frequency of the polygraphic units concerned. If the substitution is digraphic, then the units are pairs of letters and the normal frequencies of plain-text pairs become of first consideration; if the substitution is trigraphic, the units are sets of three letters and the normal frequencies of plain-text trigraphs are involved. In the last two cases the data that can be employed in the solution are meagre, and are far from definite or unvarying in their significance, and that is why solution of polygraphic substitution ciphers is often extremely difficult.

d. Just as in typography, when certain combinations of letters, such as fi, fl, and ffi, are mounted on one and the same piece of type, they are called logotypes or ligatures, so in cryptography, when combinations of two or more letters are to be treated as a unit in a cryptographic process, they may also be called ligatures and can be conveniently indicated as being so by placing a bar across the top of the combination. Thus,  $\overline{CO}_p$  represents the digraph CO of the plain text. It will also be convenient to use the Greek letter  $\theta$  to represent a letter of the alphabet, without indicating its identity. Thus, instead of the circumlocution "any letter of the plain text", the symbol  $\theta_p$  will be used; and for the expression "any letter of the cipher text", the symbol  $\theta_c$  will be used. The symbol  $\overline{\theta\theta}_p$  then means "any plain-text digraph"; the symbol  $\overline{\theta\theta}_c$ , "any cipher-text digraph". To refer specifically to the 1st, 2nd, 3rd ... member of a ligature, the exponent 1, 2, 3 ... will be used. Thus,  $\theta_p^2$  of  $\overline{REM}_p$  is the letter E;  $\theta_c^3$  of  $\overline{XRZ}_c$  is Z.

31. Polygraphic substitution by means of tables. - a. The most simple method of effecting polygraphic substitution involves the use of tables similar to that shown in Table 1. This table merely presents equivalents for digraphs and is to be employed upon the coordinate system,  $\theta_p^1$  of  $\theta_c^2$  being sought in the column at the left or right,  $\theta_p^2$  in the row at the top or bottom. The cipher pair,  $\theta_c^1\theta_c^2$ , is then found at the intersection of the row and column thus indicated. For example,  $\overline{AF}_p = \overline{YG}_c$ ;  $\overline{FH}_p = \overline{AZ}_c$ , etc.



Table 1,  
(Showing only a partially filled table.)

		Final letter ( $e_p^2$ )																		
		A	B	C	D	E	F	G	H	I	J	K	X	Y	Z					
Initial letter ( $e_p^1$ )	A	FX	CH	XE	YY	ZA	YG	FB	CD	EF	XJ	ZK	EA	DJ	FH	A				
	B	NY	DC	NB	ZI	XX	DX									B				
	C				AH				AB						ND		C			
	D			BB		YA					AV				BF			D		
	E	AX					AI												E	
	F		AG			NZ			AZ					AA						F
	N		BC		CY									BA	FE				N	
	X					AC					AJ				BE				X	
	Y	DE						AF						AD					Y	
	Z	AE								BD				AK						Z
			A	B	C	D	E	F	G	H	I	J	K	X	Y	Z				

b. The foregoing table is reciprocal in nature; that is,  $\overline{AF}_p = \overline{YG}_c$  and  $\overline{YG}_p = \overline{AF}_c$ . Thus, a single table serves for enciphering as well as for deciphering. The word DEFEND would be enciphered as YA NZ CY, and then grouped in fives: YANZC Y... . When a final single letter occurs, a null is added in order to make a pair of letters capable of being enciphered by the method. Reciprocity is, however, not an essential factor and for greater security nonreciprocal tables are more advisable. In such cases an enciphering table must have its complementary deciphering table.

c. Until the amount of text enciphered by means of such a table becomes great enough to disclose the cipher equivalents of the most frequently used digraphs, such as EN, ER, RE, TH, ON, etc., cryptograms based upon the table are relatively secure against solution.

d. A simple method for preventing the establishment of the frequencies characterizing these commonly used digraphs and thus eliminating the principal basis for their identification is given in Paragraph 52-e, Section XI.

e. The factor that contributes most to the relatively high degree of security of the digraphic method described in subparagraphs a and b is the absence of symmetry in the table employed, for this table is constructed by random assignment of values and shows no symmetry whatsoever in its arrangement of contents. Hence, even if  $e_p^1$  in a first case of  $e_p^1 e_c^2 = e_p^1 e_c^2$  is identical with  $e_p^1$  in a second case,  $e_p^1 e_c^2$  in the first case is wholly different from  $e_p^1 e_c^2$  in the second case. For example, Table 1 shows that  $\overline{AC}_p = \overline{XE}_c$  and  $\overline{AD}_p = \overline{YY}_c$ ; the cipher resultants fail to give any hint that the plain-text pairs contain an identical letter.

f. If, however, the latter is not the case and the table exhibits symmetry in its arrangement of contents, solution is somewhat facilitated. Note the following Table 2, for example, in which two mixed sequences are employed to form the cipher equivalents. One mixed sequence is based upon the keyphrase WESTINGHOUSE AIR BRAKE; the other, upon the keyphrase GENERAL ELECTRIC COMPANY. The word FIRE would be enciphered as KIQA.

Table 2.

	A	B	C	D	E	F	G	H	I	J	K	L	M	N	O	P	Q	R	S	T	U	V	W	X	Y	Z
A	WG	EE	SN	TR	IA	NL	GC	HT	OI	UO	AM	RP	BY	KB	CD	DF	FH	JJ	LK	MQ	PS	QU	VV	XW	YX	ZZ
B	EG	SE	TN	IR	NA	GL	HC	OT	UI	AO	RM	BP	KY	CB	DD	FF	JH	LJ	MK	PQ	QS	VU	XV	YW	ZX	WZ
C	SG	TE	IN	NR	GA	HL	OC	UT	AI	RO	BM	KP	CY	DB	ED	JF	LH	MJ	PK	QQ	VS	XU	YV	ZW	WX	EZ
D	TG	IE	NN	GR	HA	OL	UC	AT	RI	BO	KM	CP	DY	FB	JD	LF	MH	PJ	QK	VQ	XS	YU	ZV	WW	EX	SZ
E	IG	NE	GN	HR	OA	UL	AC	RT	BI	KO	CM	DP	FY	JB	LD	MF	PH	QJ	VK	XQ	YS	ZU	WV	EW	SX	TZ
F	NG	GE	HN	OR	UA	AL	RC	BT	KI	CO	DM	FP	JY	LB	MD	PF	QH	VJ	XK	YQ	ZS	WU	EV	SW	TX	IZ
G	GG	HE	ON	UR	AA	RL	BC	KT	CI	DO	FM	JP	LY	MB	PD	QF	VH	XJ	YK	ZQ	WS	EU	SV	TW	IX	NZ
H	HG	OE	UN	AR	RA	BL	KG	CT	DI	FO	JM	LP	MY	PB	QD	VF	XH	YJ	ZK	VQ	ES	SU	TV	IW	NX	GZ
I	OG	UE	AN	RR	BA	KL	CC	DT	FI	JO	LM	MP	PY	QB	VD	XF	YH	ZJ	WK	EQ	SS	TU	IV	NW	GX	HZ
J	UG	AE	RN	BR	KA	CL	DC	ET	JI	LO	MM	PP	QY	VB	XD	YF	ZH	WJ	EK	SQ	TS	IU	NV	GW	HX	OZ
K	AG	RE	BN	KR	CA	DL	FC	JT	LI	MO	PM	QP	VY	XB	YD	ZF	WH	EJ	SK	TQ	IS	NU	GV	HW	OX	UZ
L	RG	BE	KN	CR	DA	FL	JC	LT	MI	PO	QM	VP	XY	YB	ZD	WF	EH	SJ	TK	IQ	NS	GU	HV	OW	UX	AZ
M	BG	KE	CN	DR	FA	JL	LC	MT	PI	QO	VM	XP	YY	ZB	WD	EF	SH	TJ	IK	NQ	GS	HU	OV	UW	AX	RZ
N	KG	CE	DN	FR	JA	LL	MC	PT	QI	VO	XM	YP	ZY	WB	ED	SF	TH	IJ	NK	GQ	HS	OU	UV	AW	RX	BZ
O	CG	DE	FN	JR	LA	ML	PC	QT	VI	XO	YM	ZP	WY	EB	SD	TF	IH	NJ	GK	HQ	OS	UU	AV	RW	BX	KZ
P	DG	FE	JN	LR	MA	PL	QC	VT	XI	YO	ZM	WP	EY	SB	TD	IF	NH	GJ	HK	OQ	US	AU	RV	BV	KX	CZ
Q	FG	JE	LN	MR	PA	QL	VC	XT	YI	ZO	WM	EP	SY	TB	ID	NF	GH	HJ	OK	UQ	AS	RU	BV	KW	CX	DZ
R	JG	LE	MN	PR	QA	VL	XC	YT	ZI	WO	EM	SP	TY	IB	ND	GF	RH	OJ	UK	AQ	RS	BU	KV	CW	DX	FZ
S	LG	ME	PN	QR	VA	XL	YC	ZT	WI	EO	SM	TP	IY	NB	GD	HF	OH	UJ	AK	RQ	BS	KU	CV	DW	FX	JZ
T	MG	PE	QN	VR	XA	YL	ZC	WT	EI	SO	TM	IP	NY	GB	HD	OF	UH	AJ	RK	BQ	KS	CU	DV	FW	JX	LZ
U	PG	QE	VN	XR	YA	ZL	WC	ET	SI	TO	IM	NP	GY	HB	OD	UF	AH	RJ	BK	KQ	CS	DU	FV	JW	LX	MZ
V	QG	VE	XN	YR	ZA	WL	EC	ST	TI	IO	NM	GP	HY	OB	UD	AF	RH	BJ	KK	CQ	DS	FU	JV	LW	MX	PZ
W	VG	XE	YN	ZR	WA	EL	SC	TT	II	NO	GM	HP	OY	UB	AD	RF	BH	KJ	CK	DQ	FS	JU	LV	MW	PX	QZ
X	XG	YE	ZN	WR	EA	SL	TC	IT	NI	GO	HM	OP	UY	AB	RD	BF	KH	CJ	DK	FQ	JS	LU	MV	PW	QX	VZ
Y	YG	ZE	WN	ER	SA	TL	IC	NT	GI	HO	OM	UP	AY	RB	BD	KF	CH	DJ	EK	JQ	LS	MU	PV	QW	VX	XZ
Z	ZG	WE	EN	SR	TA	IL	NC	GT	HI	OO	UM	AP	RY	BB	KD	CF	DH	FJ	JK	LQ	MS	PU	QV	VW	XX	YZ

g. A cursory examination of Table 2 shows that when  $e_p^2$  is identical in two cases then  $e_c^2$  is identical in these cases, so that in reality the encipherment is by no means truly digraphic in character. Described in cryptographic terms, the encipherment of  $e_p^2$  is polyalphabetic in character whereas that of  $e_c^2$  is monoalphabetic. A more obvious picture of this condition is brought out in the following rearrangement of Table 2.

41

Table 3.

e<sub>p</sub><sup>2</sup>

	A	B	C	D	E	F	G	H	I	J	K	L	M	N	O	P	Q	R	S	T	U	V	W	X	Y	Z
A	W	E	S	T	I	N	G	H	O	U	A	R	B	K	C	D	F	J	L	M	P	Q	V	X	Y	Z
B	E	S	T	I	N	G	H	O	U	A	R	B	K	C	D	F	J	L	M	P	Q	V	X	Y	Z	W
C	S	T	I	N	G	H	O	U	A	R	B	K	C	D	F	J	L	M	P	Q	V	X	Y	Z	W	E
D	T	I	N	G	H	O	U	A	R	B	K	C	D	F	J	L	M	P	Q	V	X	Y	Z	W	E	S
E	I	N	G	H	O	U	A	R	B	K	C	D	F	J	L	M	P	Q	V	X	Y	Z	W	E	S	T
F	N	G	H	O	U	A	R	B	K	C	D	F	J	L	M	P	Q	V	X	Y	Z	W	E	S	T	I
G	H	O	U	A	R	B	K	C	D	F	J	L	M	P	Q	V	X	Y	Z	W	E	S	T	I	N	G
H	O	U	A	R	B	K	C	D	F	J	L	M	P	Q	V	X	Y	Z	W	E	S	T	I	N	G	H
I	U	A	R	B	K	C	D	F	J	L	M	P	Q	V	X	Y	Z	W	E	S	T	I	N	G	H	O
J	A	R	B	K	C	D	F	J	L	M	P	Q	V	X	Y	Z	W	E	S	T	I	N	G	H	O	U
K	R	B	K	C	D	F	J	L	M	P	Q	V	X	Y	Z	W	E	S	T	I	N	G	H	O	U	A
L	B	K	C	D	F	J	L	M	P	Q	V	X	Y	Z	W	E	S	T	I	N	G	H	O	U	A	R
M	B	K	C	D	F	J	L	M	P	Q	V	X	Y	Z	W	E	S	T	I	N	G	H	O	U	A	R
N	K	C	D	F	J	L	M	P	Q	V	X	Y	Z	W	E	S	T	I	N	G	H	O	U	A	R	B
O	C	D	F	J	L	M	P	Q	V	X	Y	Z	W	E	S	T	I	N	G	H	O	U	A	R	B	K
P	D	F	J	L	M	P	Q	V	X	Y	Z	W	E	S	T	I	N	G	H	O	U	A	R	B	K	C
Q	F	J	L	M	P	Q	V	X	Y	Z	W	E	S	T	I	N	G	H	O	U	A	R	B	K	C	D
R	J	L	M	P	Q	V	X	Y	Z	W	E	S	T	I	N	G	H	O	U	A	R	B	K	C	D	F
S	L	M	P	Q	V	X	Y	Z	W	E	S	T	I	N	G	H	O	U	A	R	B	K	C	D	F	J
T	M	P	Q	V	X	Y	Z	W	E	S	T	I	N	G	H	O	U	A	R	B	K	C	D	F	J	L
U	P	Q	V	X	Y	Z	W	E	S	T	I	N	G	H	O	U	A	R	B	K	C	D	F	J	L	M
V	Q	V	X	Y	Z	W	E	S	T	I	N	G	H	O	U	A	R	B	K	C	D	F	J	L	M	P
W	V	X	Y	Z	W	E	S	T	I	N	G	H	O	U	A	R	B	K	C	D	F	J	L	M	P	Q
X	X	Y	Z	W	E	S	T	I	N	G	H	O	U	A	R	B	K	C	D	F	J	L	M	P	Q	V
Y	Y	Z	W	E	S	T	I	N	G	H	O	U	A	R	B	K	C	D	F	J	L	M	P	Q	V	X
Z	Z	W	E	S	T	I	N	G	H	O	U	A	R	B	K	C	D	F	J	L	M	P	Q	V	X	Y

e<sub>p</sub><sup>1</sup>

e<sub>c</sub><sup>2</sup> G E N R A L C T I O M P Y B D F H J K Q S U V W X Z

h. By a slight modification in arrangement, but with no change in basic principle, the encipherment can be made monoalphabetic, so far as e<sub>p</sub><sup>1</sup> is concerned, and polyalphabetic, so far as e<sub>p</sub><sup>2</sup> is concerned. Note Table 4.

Table 4.

$e_p^2$

$e_p^1$	A	B	C	D	E	F	G	H	I	J	K	L	M	N	O	P	Q	R	S	T	U	V	W	X	Y	Z	
A	W	G	E	N	R	A	L	C	T	I	O	M	P	Y	B	D	F	H	J	K	Q	S	U	V	W	X	Z
B	E	E	N	R	A	L	C	T	I	O	M	P	Y	B	D	F	H	J	K	Q	S	U	V	W	X	Z	G
C	S	N	R	A	L	C	T	I	O	M	P	Y	B	D	F	H	J	K	Q	S	U	V	W	X	Z	G	E
D	T	R	A	L	C	T	I	O	M	P	Y	B	D	F	H	J	K	Q	S	U	V	W	X	Z	G	E	N
E	I	A	L	C	T	I	O	M	P	Y	B	D	F	H	J	K	Q	S	U	V	W	X	Z	G	E	N	R
F	N	L	C	T	I	O	M	P	Y	B	D	F	H	J	K	Q	S	U	V	W	X	Z	G	E	N	R	A
G	G	C	T	I	O	M	P	Y	B	D	F	H	J	K	Q	S	U	V	W	X	Z	G	E	N	R	A	L
H	H	T	I	O	M	P	Y	B	D	F	H	J	K	Q	S	U	V	W	X	Z	G	E	N	R	A	L	C
I	Q	I	O	M	P	Y	B	D	F	H	J	K	Q	S	U	V	W	X	Z	G	E	N	R	A	L	C	T
J	U	O	M	P	Y	B	D	F	H	J	K	Q	S	U	V	W	X	Z	G	E	N	R	A	L	C	T	I
K	A	M	P	Y	B	D	F	H	J	K	Q	S	U	V	W	X	Z	G	E	N	R	A	L	C	T	I	O
L	R	P	Y	B	D	F	H	J	K	Q	S	U	V	W	X	Z	G	E	N	R	A	L	C	T	I	O	M
M	B	Y	B	D	F	H	J	K	Q	S	U	V	W	X	Z	G	E	N	R	A	L	C	T	I	O	M	P
N	K	B	D	F	H	J	K	Q	S	U	V	W	X	Z	G	E	N	R	A	L	C	T	I	O	M	P	Y
O	C	D	F	H	J	K	Q	S	U	V	W	X	Z	G	E	N	R	A	L	C	T	I	O	M	P	Y	B
P	D	F	H	J	K	Q	S	U	V	W	X	Z	G	E	N	R	A	L	C	T	I	O	M	P	Y	B	D
Q	F	H	J	K	Q	S	U	V	W	X	Z	G	E	N	R	A	L	C	T	I	O	M	P	Y	B	D	F
R	J	J	K	Q	S	U	V	W	X	Z	G	E	N	R	A	L	C	T	I	O	M	P	Y	B	D	F	H
S	L	K	Q	S	U	V	W	X	Z	G	E	N	R	A	L	C	T	I	O	M	P	Y	B	D	F	H	J
T	M	Q	S	U	V	W	X	Z	G	E	N	R	A	L	C	T	I	O	M	P	Y	B	D	F	H	J	K
U	P	S	U	V	W	X	Z	G	E	N	R	A	L	C	T	I	O	M	P	Y	B	D	F	H	J	K	Q
V	Q	U	V	W	X	Z	G	E	N	R	A	L	C	T	I	O	M	P	Y	B	D	F	H	J	K	Q	S
W	V	V	W	X	Z	G	E	N	R	A	L	C	T	I	O	M	P	Y	B	D	F	H	J	K	Q	S	U
X	X	W	X	Z	G	E	N	R	A	L	C	T	I	O	M	P	Y	B	D	F	H	J	K	Q	S	U	V
Y	Y	X	Z	G	E	N	R	A	L	C	T	I	O	M	P	Y	B	D	F	H	J	K	Q	S	U	V	W
Z	Z	Z	G	E	N	R	A	L	C	T	I	O	M	P	Y	B	D	F	H	J	K	Q	S	U	V	W	X

1. The results given by Table 3 or Table 4 may be duplicated by using sliding alphabets, as shown in Figs. 32 and 33. In the former, which corresponds to Table 3, Alphabets I and IV are fixed, II and III are mounted upon the same strip, which is movable. To use these alphabets in encipherment,  $e_p^1$  of  $e_p^2$  is located on Alphabet II and Alphabets II-III are shifted so that  $e_p^1$  is beneath A on Alphabet I;  $e_p^2$  is now sought in Alphabet I and  $e_p^1$  will be found under it on Alphabets III and IV, respectively. Thus, for the word FIRE the successive positions of the alphabet strips are as shown below, yielding the cipher resultant KIQA.

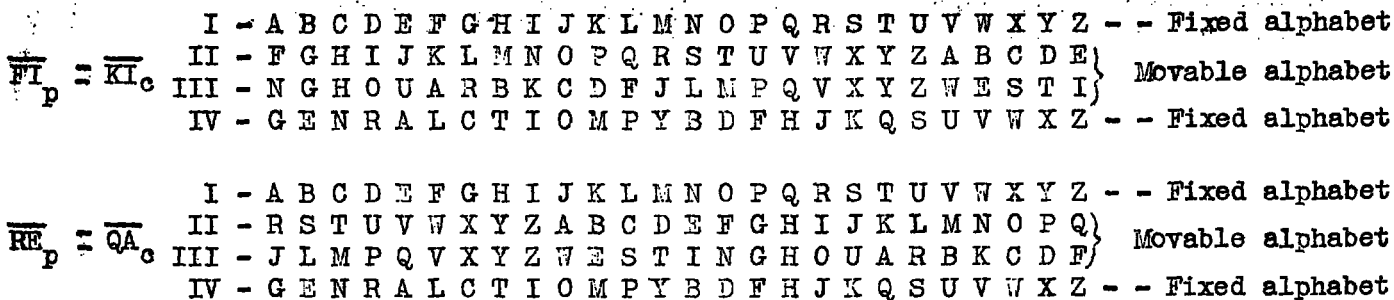


Fig. 32

- 43 -

j. To correspond with Table 4 the alphabet strips are arranged as shown in Fig. 33. Here Alphabets I and II are fixed, III and IV are mounted upon the same movable strip. To use these alphabets in encipherment,  $e_p^2$  of  $e_1^2$  is located on Alphabet IV and Alphabets III-IV are shifted so that  $e_p^1$  is beneath A on Alphabet I;  $e_p^1$  (F) is now sought in Alphabet I and  $e_1^2$  will be found under it on Alphabets II and III, respectively. Thus, for the word FIRE, the successive positions of the alphabet strips are as shown below, yielding the cipher resultant NBJU.

	I	- A B C D E F G H I J K L M N O P Q R S T U V W X Y Z	- - Fixed alphabet
$\overline{FI}_p = \overline{NB}_c$	II	- W E S T I N G H O U A R B K C D F J L M P Q V X Y Z	- - Fixed alphabet
	III	- I O M P Y B D F H J K Q S U V W X Z G E N R A L C T	} Movable alphabet
	IV	- I J K L M N O P Q R S T U V W X Y Z A B C D E F G H	
	I	- A B C D E F G H I J K L M N O P Q R S T U V W X Y Z	- - Fixed alphabet
$\overline{RE}_p = \overline{JU}_c$	II	- W E S T I N G H O U A R B K C D F J L M P Q V X Y Z	- - Fixed alphabet
	III	- A L C T I O M P Y B D F H J K Q S U V W X Z G E N R	} Movable alphabet
	IV	- E F G H I J K L M N O P Q R S T U V W X Y Z A B C D	

Fig. 33

k. Neither Table 3 nor Table 4 presents the possibilities such tables might afford for digraphic substitution. They may, however, be rearranged so as to give results that will approach more closely to the desired ideal as to nonrelationship between cipher equivalents of plain-text pairs having an identical letter in common. Note that in Table 5, which is based upon the same primary alphabets as Table 3 and Table 4, the cipher equivalents are the same as in the latter tables, but they have been so distributed as to eliminate the undesirable and externally obvious relationship referred to. (In any table of this nature there can be only 676 different pairs of equivalents, since the table presents merely the permutations of the 26 letters taken two at a time. It is the distribution of the pairs which is important.)

Table 5.

	A	B	C	D	E	F	G	H	I	J	K	L	M	N	O	P	Q	R	S	T	U	V	W	X	Y	Z	
A	W	E	S	T	I	N	G	H	O	U	A	R	B	K	C	D	F	J	L	M	P	Q	V	X	Y	Z	
B	Z	X	W	V	U	S	Q	K	J	H	F	D	B	Y	P	M	O	I	T	C	L	A	R	N	E	G	
C	E	S	T	I	N	G	H	O	U	A	R	B	K	C	D	F	J	L	M	P	Q	V	X	Y	Z	W	
D	G	Z	X	W	V	U	S	Q	K	J	H	F	D	B	Y	P	M	O	I	T	C	L	A	R	N	E	
E	S	T	I	N	G	H	O	U	A	R	B	K	C	D	F	J	L	M	P	Q	V	X	Y	Z	W	E	
F	E	G	Z	X	W	V	U	S	Q	K	J	H	F	D	B	Y	P	M	O	I	T	C	L	A	R	N	
G	T	I	N	G	H	O	U	A	R	B	K	C	D	F	J	L	M	P	Q	V	X	Y	Z	W	E	S	
H	N	E	G	Z	X	W	V	U	S	Q	K	J	H	F	D	B	Y	P	M	O	I	T	C	L	A	R	
I	I	N	G	H	O	U	A	R	B	K	C	D	F	J	L	M	P	Q	V	X	Y	Z	W	E	S	T	
J	R	N	E	G	Z	X	W	V	U	S	Q	K	J	H	F	D	B	Y	P	M	O	I	T	C	L	A	
K	N	G	H	O	U	A	R	B	K	C	D	F	J	L	M	P	Q	V	X	Y	Z	W	E	S	T	I	
L	A	R	N	E	G	Z	X	W	V	U	S	Q	K	J	H	F	D	B	Y	P	M	O	I	T	C	L	
M	G	H	O	U	A	R	B	K	C	D	F	J	L	M	P	Q	V	X	Y	Z	W	E	S	T	I	N	
N	L	A	R	N	E	G	Z	X	W	V	U	S	Q	K	J	H	F	D	B	Y	P	M	O	I	T	C	
O	H	O	U	A	R	B	K	C	D	F	J	L	M	P	Q	V	X	Y	Z	W	E	S	T	I	N	G	
P	C	L	A	R	N	E	G	Z	X	W	V	U	S	Q	K	J	H	F	D	B	Y	P	M	O	I	T	
Q	O	U	A	R	B	K	C	D	F	J	L	M	P	Q	V	X	Y	Z	W	E	S	T	I	N	G	H	
R	T	C	L	A	R	N	E	G	Z	X	W	V	U	S	Q	K	J	H	F	D	B	Y	P	M	O	I	
S	U	A	R	B	K	C	D	F	J	L	M	P	Q	V	X	Y	Z	W	E	S	T	I	N	G	H	O	
T	I	T	C	L	A	R	N	E	G	Z	X	W	V	U	S	Q	K	J	H	F	D	B	Y	P	M	O	
U	A	R	B	K	C	D	F	J	L	M	P	Q	V	X	Y	Z	W	E	S	T	I	N	G	H	O	U	
V	O	I	T	C	L	A	R	N	E	G	Z	X	W	V	U	S	Q	K	J	H	F	D	B	Y	P	M	O
W	R	B	K	C	D	F	J	L	M	P	Q	V	X	Y	Z	W	E	S	T	I	N	G	H	O	U	A	
X	M	O	I	T	C	L	A	R	N	E	G	Z	X	W	V	U	S	Q	K	J	H	F	D	B	Y	P	M
Y	B	K	C	D	F	J	L	M	P	Q	V	X	Y	Z	W	E	S	T	I	N	G	H	O	U	A	R	
Z	P	M	O	I	T	C	L	A	R	N	E	G	Z	X	W	V	U	S	Q	K	J	H	F	D	B	Y	P
	Z	Y	X	V	Q	P	M	L	J	F	D	C	K	B	R	A	U	O	H	G	N	I	T	S	E	W	X
	Z	G	E	N	R	A	L	C	T	I	O	M	P	Y	B	D	F	H	J	K	Q	S	U	V	W	X	
	Y	X	V	Q	P	M	L	J	F	D	C	K	B	R	A	U	O	H	G	N	I	T	S	E	W	Z	Y
	X	Z	G	E	N	R	A	L	C	T	I	O	M	P	Y	B	D	F	H	J	K	Q	S	U	V	W	
	X	V	Q	P	M	L	J	F	D	C	K	B	R	A	U	O	H	G	N	I	T	S	E	W	Z	Y	
	W	X	Z	G	E	N	R	A	L	C	T	I	O	M	P	Y	B	D	F	H	J	K	Q	S	U	V	
	V	Q	P	M	L	J	F	D	C	K	B	R	A	U	O	H	G	N	I	T	S	E	W	Z	Y	X	
	V	W	X	Z	G	E	N	R	A	L	C	T	I	O	M	P	Y	B	D	F	H	J	K	Q	S	U	
	Q	P	M	L	J	F	D	C	K	B	R	A	U	O	H	G	N	I	T	S	E	W	Z	Y	X	V	
	U	V	W	X	Z	G	E	N	R	A	L	C	T	I	O	M	P	Y	B	D	F	H	J	K	Q	S	
	P	M	L	J	F	D	C	K	B	R	A	U	O	H	G	N	I	T	S	E	W	Z	Y	X	V	Q	
	S	U	V	W	X	Z	G	E	N	R	A	L	C	T	I	O	M	P	Y	B	D	F	H	J	K	Q	
	M	L	J	F	D	C	K	B	R	A	U	O	H	G	N	I	T	S	E	W	Z	Y	X	V	Q	P	
	Q	S	U	V	W	X	Z	G	E	N	R	A	L	C	T	I	O	M	P	Y	B	D	F	H	J	K	
	L	J	F	D	C	K	B	R	A	U	O	H	G	N	I	T	S	E	W	Z	Y	X	V	Q	P	M	
	K	Q	S	U	V	W	X	Z	G	E	N	R	A	L	C	T	I	O	M	P	Y	B	D	F	H	J	
	J	F	D	C	K	B	R	A	U	O	H	G	N	I	T	S	E	W	Z	Y	X	V	Q	P	M	L	
	J	K	Q	S	U	V	W	X	Z	G	E	N	R	A	L	C	T	I	O	M	P	Y	B	D	F	H	
	F	D	C	K	B	R	A	U	O	H	G	N	I	T	S	E	W	Z	Y	X	V	Q	P	M	L	J	
	H	J	K	Q	S	U	V	W	X	Z	G	E	N	R	A	L	C	T	I	O	M	P	Y	B	D	F	
	D	C	K	B	R	A	U	O	H	G	N	I	T	S	E	W	Z	Y	X	V	Q	P	M	L	J	F	
	F	H	J	K	Q	S	U	V	W	X	Z	G	E	N	R	A	L	C	T	I	O	M	P	Y	B	D	
	C	K	B	R	A	U	O	H	G	N	I	T	S	E	W	Z	Y	X	V	Q	P	M	L	J	F	D	
	D	F	H	J	K	Q	S	U	V	W	X	Z	G	E	N	R	A	L	C	T	I	O	M	P	Y	B	
	K	B	R	A	U	O	H	G	N	I	T	S	E	W	Z	Y	X	V	Q	P	M	L	J	F	D	C	
	B	D	F	H	J	K	Q	S	U	V	W	X	Z	G	E	N	R	A	L	C	T	I	O	M	P	Y	

l. Table 5 still shows symmetry in its construction, and a suspicion of its existence formed during the preliminary stages of cryptanalysis would aid materially in hastening final solution.

m. The foregoing tables have all been digraphic in nature, but a kind of false trigraphic substitution may be also accomplished by means of such tables, as illustrated in the accompanying Table 6, which is the same as Table 5 with the addition of one more alphabet at the top of the table.

Table 6.

III.	A	B	C	D	E	F	G	H	I	J	K	L	M	N	O	P	Q	R	S	T	U	V	W	X	Y	Z	
IV.	R	A	D	I	O	C	P	T	N	F	M	E	B	G	H	J	K	L	Q	S	U	V	W	X	Y	Z	
I.	II.																										
A	W	G	E	N	R	A	L	C	T	I	O	M	P	Y	B	D	F	H	J	K	Q	S	U	V	W	X	Z
B	E	E	N	R	A	L	C	T	I	O	M	P	Y	B	D	F	H	J	K	Q	S	U	V	W	X	Z	G
C	S	N	R	A	L	C	T	I	O	M	P	Y	B	D	F	H	J	K	Q	S	U	V	W	X	Z	G	E
D	T	R	A	L	C	T	I	O	M	P	Y	B	D	F	H	J	K	Q	S	U	V	W	X	Z	G	E	N
E	I	A	L	C	T	I	O	M	P	Y	B	D	F	H	J	K	Q	S	U	V	W	X	Z	G	E	N	R
F	N	L	C	T	I	O	M	P	Y	B	D	F	H	J	K	Q	S	U	V	W	X	Z	G	E	N	R	A
G	G	C	T	I	O	M	P	Y	B	D	F	H	J	K	Q	S	U	V	W	X	Z	G	E	N	R	A	L
H	H	T	I	O	M	P	Y	B	D	F	H	J	K	Q	S	U	V	W	X	Z	G	E	N	R	A	L	C
I	O	I	O	M	P	Y	B	D	F	H	J	K	Q	S	U	V	W	X	Z	G	E	N	R	A	L	C	T
J	U	O	M	P	Y	B	D	F	H	J	K	Q	S	U	V	W	X	Z	G	E	N	R	A	L	C	T	I
K	A	M	P	Y	B	D	F	H	J	K	Q	S	U	V	W	X	Z	G	E	N	R	A	L	C	T	I	O
L	R	P	Y	B	D	F	H	J	K	Q	S	U	V	W	X	Z	G	E	N	R	A	L	C	T	I	O	M
M	B	Y	B	D	F	H	J	K	Q	S	U	V	W	X	Z	G	E	N	R	A	L	C	T	I	O	M	P
N	K	B	D	F	H	J	K	Q	S	U	V	W	X	Z	G	E	N	R	A	L	C	T	I	O	M	P	Y
O	C	D	F	H	J	K	Q	S	U	V	W	X	Z	G	E	N	R	A	L	C	T	I	O	M	P	Y	B
P	D	F	H	J	K	Q	S	U	V	W	X	Z	G	E	N	R	A	L	C	T	I	O	M	P	Y	B	D
Q	F	H	J	K	Q	S	U	V	W	X	Z	G	E	N	R	A	L	C	T	I	O	M	P	Y	B	D	F
R	J	J	K	Q	S	U	V	W	X	Z	G	E	N	R	A	L	C	T	I	O	M	P	Y	B	D	F	H
S	L	K	Q	S	U	V	W	X	Z	G	E	N	R	A	L	C	T	I	O	M	P	Y	B	D	F	H	J
T	M	Q	S	U	V	W	X	Z	G	E	N	R	A	L	C	T	I	O	M	P	Y	B	D	F	H	J	K
U	P	S	U	V	W	X	Z	G	E	N	R	A	L	C	T	I	O	M	P	Y	B	D	F	H	J	K	Q
V	Q	U	V	W	X	Z	G	E	N	R	A	L	C	T	I	O	M	P	Y	B	D	F	H	J	K	Q	S
W	V	V	W	X	Z	G	E	N	R	A	L	C	T	I	O	M	P	Y	B	D	F	H	J	K	Q	S	U
X	X	W	X	Z	G	E	N	R	A	L	C	T	I	O	M	P	Y	B	D	F	H	J	K	Q	S	U	V
Y	Y	X	Z	G	E	N	R	A	L	C	T	I	O	M	P	Y	B	D	F	H	J	K	Q	S	U	V	W
Z	Z	Z	G	E	N	R	A	L	C	T	I	O	M	P	Y	B	D	F	H	J	K	Q	S	U	V	W	X

n. In using this table,  $\theta_p^1$  is located in Alphabet I, and its equivalent,  $\theta_c^1$ , taken from Alphabet II;  $\theta_p^2$  is located in Alphabet III, and its equivalent,  $\theta_c^2$ , taken from Alphabet IV;  $\theta_p^3$  is the letter lying at the intersection of the row indicated by  $\theta_p^3$  in Alphabet I and the column determined by  $\theta_p^2$ . Thus, FIRE LINES would be enciphered NNZ ILO KOV. It is obvious, however, that only the encipherment of  $\theta_p^3$  is polyalphabetic in character;  $\theta_p^1$  and  $\theta_p^2$  are enciphered purely monoalphabetically. Various other agreements may be made with respect to the alphabets in which the plain-text letter will be sought in such a table, but the basic cryptographic principles are the same as in the case described.

9. Digraphic tables employing numerical equivalents instead of letter equivalents are, of course, possible but in this case the number of equivalents required, 676, means that combinations of three figures must be used.

SECTION VIII

CHECKERBOARD DIGRAPHIC SUBSTITUTION

	Paragraph
Disadvantages of large tables .....	32
Four-alphabet checkerboards .....	33
Two-alphabet checkerboards .....	34
One-alphabet checkerboards .....	35
Rectangular designs .....	36
Combined alphabetical and numerical checkerboard .....	37

32. Disadvantages of large tables. - Digraphic substitution by means of tables such as those illustrated in Tables 1, 2, and 5, is impractical for military use on account of the relatively large size that the table takes, and the inconvenience in their production, change, distribution and handling. Just as it has been noted in Special Text 165, Elementary Military Cryptography, Section XII, that simple sliding alphabet strips can replace large quadrangular tables, so it will be found that small designs similar to a checkerboard can replace the large quadrangular tables in digraphic substitution. Although the usual chess or checkerboard is based on a square 8 x 8, with 64 cells, the term checkerboard will here be used to designate any square design with  $n^2$  cells.

33. Four-alphabet checkerboards. - a. The simple or single-alphabet checkerboard consists of a square 5 x 5, containing 25 cells in which the letters of a 25-element alphabet (I and J being interchangeable) are inserted in any prearranged order. When four such checkerboard alphabets are arranged in a larger square as shown in Fig. 34, the latter may be employed for digraphic substitution to yield the same cipher resultants as does the much larger Table 1

Sec. 1 ( $e_p^1$ )

T	W	E	N	Y	F	O	U	R	T
K	L	M	O	S	L	M	P	Q	E
H	V	Z	P	I	K	Y	Z	S	N
G	U	R	Q	X	I	X	W	V	A
F	D	C	B	A	H	G	D	C	B
T	H	I	R	E	F	I	V	E	A
O	P	Q	S	N	P	Q	R	S	B
M	Y	Z	U	A	O	Y	Z	T	G
L	X	W	V	B	N	X	W	U	D
K	G	F	D	C	M	L	K	H	G

Sec. 3 ( $e_c^1$ )

Sec. 4 ( $e_c^2$ )

Sec. 2 ( $e_p^2$ )

Fig. 34



of Paragraph 31. In this square,  $\theta_p^1$  of  $\theta_c^1$  is sought in Section 1;  $\theta_p^2$ , in Section 2. Thus,  $\theta_p^1$  and  $\theta_p^2$  will always form the northwest - southeast corners of an imaginary rectangle delimited by these two letters as located in these two sections of the square. Then  $\theta_c^1$  and  $\theta_c^2$  are, respectively, the letters at the northeast - southwest corners of this same rectangle. Thus,  $\overline{TC}_p = \overline{TK}_c$ ;  $\overline{WD}_p = \overline{TX}_c$ ;  $\overline{OR}_p = \overline{PS}_c$ ;  $\overline{UR}_p = \overline{WP}_c$ , etc. In decryptographing,  $\theta_c^1$  and  $\theta_c^2$  are sought in sections 3 and 4, respectively, and their equivalents,  $\theta_p^1$  and  $\theta_p^2$ , noted in Sections 1 and 2, respectively. It may, of course, be prearranged that  $\theta_p^1$  should be sought in the section now labeled 3,  $\theta_p^2$ , in that labeled 4, whereupon  $\theta_c^1$  would be located in the section now labeled 1,  $\theta_c^2$ , in that now labeled 2.

b. It is possible to construct a digraphic substitution checkerboard that shows reciprocity in its  $\theta_p^1 = \theta_c^1$  relationship so that if  $\overline{AB}_p = \overline{XY}_c$ , for example, then  $\overline{XY}_p = \overline{AB}_c$ . Two conditions are essential to assure reciprocity. These are taken into consideration in the establishment of the  $\theta_p^1 \theta_c^1$ , or deciphering sections, and an example will serve to explain the process.

c. Two enciphering alphabets are first constructed, one in section 1 for  $\theta_p^1$ , the other in section 2 for  $\theta_p^2$ , as shown in Fig. 35-a. The alphabet in Section 3 is now to be constructed. Any horizontal row of Section 1 is taken,

	1	2	3	4	5						
1	B	W	G	R	M						
2	N	Y	V	X	E						
3	S	I	C	T	K						
4	U	P	L	A	O						
5	D	Z	F	Q	H						
						C	X	K	P	B	1
						O	M	Y	D	V	2
						S	A	E	W	L	3
						G	Z	Q	N	R	4
						T	H	I	F	U	5

Fig. 35-a

for example, the row labeled 1, consisting of the letters BWGRM, and these letters are written on any horizontal row of Section 3, in any transposed order, which is immediately written at the top of Section 3, as shown in Fig. 35-b.

- 48 -

	1	2	3	4	5	5	2	4	1	3	
1	B	W	G	R	M						
2	N	Y	V	X	E						
3	S	I	C	T	K						
4	U	P	L	A	O	M	W	R	B	G	1
5	D	Z	F	Q	H						
						C	X	K	P	B	1
						O	M	Y	D	V	2
						S	A	E	W	L	3
						G	Z	Q	N	R	4
						T	H	I	F	U	5

Sec. 1 ( $e_p^1$ )

Sec. 3 ( $e_c^1$ )

Sec. 4 ( $e_o^2$ )

Sec. 2 ( $e_p^2$ )

1 2 3 4 5

Fig. 35-b

Row 1 of Section 1 was inserted in row 4 of Section 3. The reciprocal permutation of 1 4 is 4 1, and therefore row 4 of Section 1 must now be inserted in row 1 of Section 3, and in the transposed order 5-2-4-1-3, as indicated at the top of Section 3. The result is shown in Fig. 35-c. Then row 2 of Section 1

	1	2	3	4	5	5	2	4	1	3	
1	B	W	G	R	M	O	P	A	U	L	4
2	N	Y	V	X	E						
3	S	I	C	T	K						
4	U	P	L	A	O	M	W	R	B	G	1
5	D	Z	F	Q	H						
						C	X	K	P	B	1
						O	M	Y	D	V	2
						S	A	E	W	L	3
						G	Z	Q	N	R	4
						T	H	I	F	U	5

Sec. 1 ( $e_p^1$ )

Sec. 3 ( $e_c^1$ )

Sec. 4 ( $e_o^2$ )

Sec. 2 ( $e_p^2$ )

1 2 3 4 5

Fig. 35-c

is transferred to another row of Section 3, for example, the fifth, and the letters inserted in the already indicated transposed order. Immediately thereafter, in order to continue the reciprocal permutation relationship,

row 5 of Section 1 becomes row 2 of Section 3. This leaves row 3 of Section 1 to become also row 3 of Section 3, and to be reciprocal to itself. The result is shown in Fig. 35-d, where Section 3 is completely constructed. The fore-

		1	2	3	4	5	5	2	4	1	3	
1	B	W	G	R	M		O	P	A	U	I	4
2	N	Y	V	X	E		H	Z	Q	D	F	5
3	S	I	C	T	K		K	I	T	S	C	3
4	U	P	L	A	O		M	W	R	B	G	1
5	D	Z	F	Q	H		E	Y	X	N	V	2
							C	X	K	P	B	1
							O	M	Y	D	V	2
							S	A	E	W	L	3
							G	Z	Q	N	R	4
							T	H	I	F	U	5
							1	2	3	4	5	

Sec. 1 ( $\theta_p^1$ )

Sec. 3 ( $\theta_c^1$ )

Sec. 4 ( $\theta_c^2$ )

Sec. 2 ( $\theta_p^2$ )

Fig. 35-d

going principle of permutation reciprocity applies equally to the rows of Section 4. Suppose the permutation 3-5-1-4-2 is decided upon for the rows of Section 4. This means that rows 1 and 3 of Section 2 become rows 3 and 1 of Section 4; rows 2 and 5 of Section 2 become 5 and 2 of Section 4; row 4 of Section 2 becomes row 4 of section 4. As regards the transposed order within the rows of Section 4, the following rule applies: the letters forming a complete column from the top of Section 3 to the bottom of Section 2, whatever their order, must also form a complete column from the top of Section 1 to the bottom of Section 4. For example, the column designated by the number 5 of Section 3 contains the letters OEHKMECOSGT; column 5 of Section 1 contains five of these letters, MEKOH; therefore, the completed column must contain the letters, COSGT but in the transposed order given by the permutation selected for the rows of Section 4, viz., 3-5-1-4-2.

The completed square is then as shown in Fig. 35-e, and exhibits reciprocity throughout. Example:  $\overline{BB}_p = \overline{LW}_c$ , and  $\overline{LW}_p = \overline{BB}_c$ .

	1	2	3	4	5	5	2	4	1	3	
1	B	W	G	R	M	O	P	A	U	L	4
2	N	Y	V	X	E	H	Z	Q	D	F	5
3	S	I	C	T	K	K	I	T	S	C	3
4	U	P	L	A	O	M	W	R	B	G	1
5	D	Z	F	Q	H	E	Y	X	N	V	2
3	W	A	L	E	S	C	X	K	P	B	1
5	F	H	U	I	T	O	M	Y	D	V	2
1	P	X	B	K	C	S	A	E	W	L	3
4	N	Z	R	Q	G	G	Z	Q	N	R	4
2	D	M	V	Y	O	T	H	I	F	U	5
	4	2	5	3	1	1	2	3	4	5	

Sec. 1 ( $\theta_p^1$ )

Sec. 3 ( $\theta_c^1$ )

Sec. 4 ( $\theta_c^2$ )

Sec. 2 ( $\theta_p^2$ )

Fig. 35-e

d. The total number of reciprocal permutations of five elements is 26, as follows:

- (1) 12345
- |           |            |            |            |            |
|-----------|------------|------------|------------|------------|
| (2) 12354 | (7) 14325  | (12) 21354 | (17) 34125 | (22) 45312 |
| (3) 12435 | (8) 14523  | (13) 21435 | (18) 35142 | (23) 52341 |
| (4) 12543 | (9) 15342  | (14) 21543 | (19) 42315 | (24) 52431 |
| (5) 13245 | (10) 15432 | (15) 32145 | (20) 43215 | (25) 53241 |
| (6) 13254 | (11) 21345 | (16) 32134 | (21) 42513 | (26) 54321 |

Since the row permutations of Sections 2 and 4 are independent, the total number of different four-alphabet squares as regards row permutations is  $26^2 = 676$ . Taking into account the column permutations,  $5 \times 4 \times 3 \times 2 \times 1$  in number, it is therefore possible to have  $676 \times 120$  or 81,120 different, four-alphabet checkerboards of this nature, based upon the same two alphabets in Sections 1 and 3. With changes in the latter, the number, of course, becomes very much greater.

34. Two-alphabet checkerboards, - a. It is possible to effect digraphic substitution with a checkerboard consisting of but two sections by a modification in the method of finding equivalents. In the checkerboard shown in Fig. 36,  $\theta_p^1$

- 51 -

of  $\theta_p^1 \theta_c^2$  is located in the square at the left,  $\theta_p^2$ , in the square at the right.

$\theta_p^1 \theta_c^2$	M	A	N	U	F	A	U	T	O	M
	C	T	R	I	G	B	I	L	E	S
	B	D	E	H	K	C	D	F	G	H
	L	O	P	Q	S	K	N	P	Q	R
	V	W	X	Y	Z	V	W	X	Y	Z
										$\theta_p^2$

Fig. 36

When  $\theta_p^1 \theta_c^2$  are at the opposite ends of the diagonal of the imaginary rectangle defined by the letters,  $\theta_p^2$  are at the opposite ends of the other diagonal of the same rectangle, just as in the preceding case. For example,  $\overline{AL}_p = \overline{TM}_c$ ;  $\overline{DO}_p = \overline{GA}_c$ ;  $\overline{AT}_p = \overline{TA}_c$ ;  $\overline{EH}_p = \overline{HE}_c$ .

b. Reciprocity may be imparted to the 2-section checkerboard by reciprocal permutation of the rows of the checkerboard, no attempt being made to effect any reciprocal permutation of columns. Fig. 37 shows such a checkerboard.

1	M	A	N	U	F	O	S	Q	L	P	4
2	C	T	R	I	G	W	Z	Y	V	X	5
3	B	D	E	H	K	D	K	H	B	E	3
4	L	O	P	Q	S	A	F	U	M	N	1
5	V	W	X	Y	Z	T	G	I	C	R	2

Fig. 37

Here, for example,  $\overline{AW}_p = \overline{OT}_c$  and  $\overline{OT}_p = \overline{AW}_c$ ;  $\overline{BA}_p = \overline{DL}_c$  and  $\overline{DL}_p = \overline{BA}_c$ , etc.

c. In two-alphabet checkerboards in which one section is directly above the other, reciprocity already exists without special preparations for its production. In Fig. 38,  $\overline{MO}_p = \overline{UA}_c$  and  $\overline{UA}_p = \overline{MO}_c$ ;  $\overline{MA}_p = \overline{MA}_c$  and  $\overline{MA}_c = \overline{MA}_p$ . When

M	A	N	U	F
C	T	R	I	G
B	D	E	H	K
L	O	P	Q	S
V	W	X	Y	Z
A	U	T	O	M
B	I	L	E	S
C	D	F	G	H
K	N	P	Q	R
V	W	X	Y	Z

Fig. 38

both  $\theta_p^1$  and  $\theta_p^2$  happen to be in the same column there is really no encipherment, a fact which constitutes an important disadvantage of this method. This disadvantage is only slightly less obvious in the preceding cases where the cipher equivalent of such a case of  $\theta_p^1 \theta_p^2$  consists merely of the plain-text letters in reversed order, yielding  $\theta_c^2 \theta_c^1$ .

35. One-alphabet checkerboards; Playfair Cipher. - a. By reducing the checkerboard to one alphabet, there results the square of the well-known Playfair Cipher, used for many years as a field cipher in the British Army. For a short time, 1917-18, it was prescribed as a field cipher for use in the United States Army. A modification in the method of finding cipher equivalents has been found useful in imparting a greater degree of security than that afforded in the preceding types of checkerboard methods. Fig. 39 shows a typical Playfair square.

M	A	N	U	F
C	T	R	I	G
B	D	E	H	K
L	O	P	Q	S
V	W	X	Y	Z

Fig. 39

The usual method of encipherment can be best explained by examples given under four categories:

- (1) Members of the plain-text pair,  $\theta_p^1$  and  $\theta_p^2$ , are at opposite ends of the diagonal of an imaginary rectangle defined by the two letters; the members of the cipher-text pair,  $\theta_c^1$  and  $\theta_c^2$ , are at the opposite ends of the other diagonal of this imaginary rectangle. Examples:  $\overline{MO}_p = \overline{AL}_c$ ;  $\overline{MI}_p = \overline{UC}_c$ ;  $\overline{LU}_p = \overline{QM}_c$ ;  $\overline{VI}_p = \overline{YC}_c$ .
- (2)  $\theta_p^1$  and  $\theta_p^2$  are in the same row; the letter immediately to the right of  $\theta_p^1$  forms  $\theta_c^1$ , the letter immediately to the right of  $\theta_p^2$  forms  $\theta_c^2$ . When either  $\theta_p^1$  or  $\theta_p^2$  is at the extreme right of the row, the first letter in the row becomes its  $\theta_c$ . Examples:  $\overline{MA}_p = \overline{AN}_c$ ;  $\overline{MU}_p = \overline{AF}_c$ ;  $\overline{AF}_p = \overline{NM}_c$ ;  $\overline{FA}_p = \overline{MN}_c$ .
- (3)  $\theta_p^1$  and  $\theta_p^2$  are in the same column; the letter immediately below  $\theta_p^1$  forms  $\theta_c^1$ , the letter immediately below  $\theta_p^2$  forms  $\theta_c^2$ . When either  $\theta_p^1$  or  $\theta_p^2$  is at the bottom of the column, the top letter in that column becomes its  $\theta_c$ . Examples:  $\overline{MC}_p = \overline{CB}_c$ ;  $\overline{AW}_p = \overline{TA}_c$ ;  $\overline{WA}_p = \overline{AT}_c$ ;  $\overline{QU}_p = \overline{YI}_c$ .
- (4)  $\theta_p^1$  and  $\theta_p^2$  are identical; they are to be separated by inserting a null, usually the letter X or Q. For example, the word BATTLES would be enciphered thus:

BA TX TL ES  
DM RW CO KP

b. The Playfair Square is automatically reciprocal so far as encipherments of type (1) above are concerned; but this is not true of encipherments of type (2) or (3).

36. Rectangular designs. - a. It is not essential that checkerboards for digraphic substitution be in the shape of perfect squares; rectangular designs will serve equally well, with little or no modification in procedure. In four-alphabet and two-alphabet rectangles reciprocity can be produced by following the method indicated in Paragraph 31.

b. In the accompanying Figs. 40 and 41, there are shown two examples of such rectangles, together with illustrations of encipherments. Since the English alphabet consists of 26 letters, a number which can only form an impracticable rectangle 2x13, and since the addition of any symbols such as the digits 1, 2, 3 ... to augment the number of elements to 27, 28, 30, 32, 35, or 36 characters would result in producing cryptograms containing intermixtures of letters and figures, the only practicable scheme is to reduce the alphabet to 24 letters as shown in the figures, where I serves also for J and U also for V.

		1	2	3	4	5	6	6	2	3	1	5	4	
Sec. 1 ( $e_p^1$ )	1	T	W	O	H	U	N	Z	M	P	L	Y	Q	4
	2	D	R	E	S	I	X	K	B	C	A	G	F	3
	3	A	B	C	F	G	K	X	R	E	D	I	S	2
	4	L	M	P	Q	Y	Z	N	W	O	T	U	H	1
Sec. 4 ( $e_c^2$ )	4	X	R	W	Z	Y	Q	O	N	E	T	H	U	1
	3	L	I	K	P	M	G	S	A	D	B	C	F	2
	2	B	A	D	F	C	S	G	I	K	L	M	P	3
	1	T	N	E	U	H	O	Q	R	W	X	Y	Z	4
		4	2	3	6	5	1	1	2	3	4	5	6	

Fig. 40

Examples:

Plain: TH ER EA RE BE TT ER CR YP TO GR AM  
 Cipher: YX BE BK CR ER LX BE RE HC ZX RH IB

		1	2	3	4	2	3	1	4	
Sec. 1 ( $e_p^1$ )	1	T	W	O	H	B	C	A	F	4
	2	U	N	D	R	Q	Y	P	Z	6
	3	E	S	I	X	K	L	G	M	5
	4	A	B	C	F	W	O	T	H	1
	5	G	K	L	M	S	I	E	X	3
	6	P	Q	Y	Z	N	D	U	R	2
Sec. 4 ( $e_c^2$ )	5	Q	M	P	R	O	N	E	T	1
	2	S	H	U	A	H	U	S	A	2
	3	C	D	B	F	D	E	C	F	3
	6	Y	W	X	Z	G	I	K	L	4
	1	E	O	N	T	M	P	Q	R	5
	4	K	G	I	L	W	X	Y	Z	6
		3	1	2	4	1	2	3	4	

Fig. 41

Examples:

Plain: TH ER EA RE BE TT ER CR YP TO GR AM  
 Cipher: BS ME MS PR TM FQ ME HN DN BQ XE WE

- 54 -

c. Two-alphabet rectangles are also possible; it is thought unnecessary to demonstrate them by specific examples. The general examples shown in the preceding subparagraph are considered sufficient.

d. It is possible, however, and it may be practicable to extend the alphabet to 28, 30, or more characters by the subterfuge now to be explained. Suppose one of the letters of the alphabet be omitted from the set of 26 letters, and suppose it to be replaced by 2, 3, or more pairs of letters, each pair having as one of its members the omitted single letter. Thus, in the case of a one-alphabet Playfair design of rectangular shape, in which the letter K is omitted as a single letter, and the number of characters in the rectangle is made a total of 30 by the addition of five combinations of K with other letters, the rectangle shown in Fig. 42 may be constructed.

W	A	S	H	I	N
G	T	O	B	C	D
E	F	J	KA	KE	KI
KO	KU	L	M	P	Q
R	U	V	X	Y	Z

Fig. 42

An interesting consequence of this modification is that certain irregularities are introduced in the cryptogram, consisting in (1) the occasional replacement of  $e^1e^2$  by  $e^1e^2e^3$ , that is, of a digraph by a trigraph, (2) less frequently, the replacement of  $e^1e^2e^3$  by  $e^1e^2e^3e^4$ , that is, of a trigraph by a tetragraph, and (3) the appearance of variant values. For example,  $\overline{AM}_p = \overline{HKU}_c$ ;  $\overline{GL}_p = \overline{OKO}_c$ ;  $\overline{JK}_p = \overline{KAKE}_c$ ;  $\overline{CK}_p = \overline{BKE}_c$ , or  $\overline{KEP}_c$ , or  $\overline{DKE}_c$ , or  $\overline{GP}_c$ , or  $\overline{TP}_c$ . So far as the decryptographing is concerned, there would be no difficulty, because the operator always considers any K occurring in the cipher text as invariably forming a ligature with the succeeding letter, taking the pair of letters as a unit. In decryptographing a set of letters, such as  $\overline{GP}_c$ , he obtains  $\overline{CKO}_p$ ; he disregards the O.

e. As a final note it may be added that it is, of course, possible to insert the letters within a checkerboard or a rectangle in a less systematic order than that indicated in the various examples. The letters may be inserted at random or by following the principles of systematically-mixed alphabets, so that no definite sequence is apparent in the checkerboard or rectangle.

37. Combined alphabetical and numerical checkerboard. - a. In Fig. 43 there is shown a four-section checkerboard which presents a rather interesting feature in that it makes possible the substitution of 3-figure combinations for digraphs in a unique manner. To encipher a message one proceeds as usual to find the numerical equivalents of a pair, and then these numbers are added together. Thus:

Plain text:	PR	OC	EE	DI	NG
	275	350	100	075	325
	9	13	24	18	7
Cipher text:	284	363	124	093	332



Sec. 1 ( $\theta_p^1$ )

A	B	C	D	E	000	025	050	075	100
F	G	H	I	K	125	150	175	200	225
L	M	N	O	P	250	275	300	325	350
Q	R	S	T	U	375	400	425	450	475
V	W	X	Y	Z	500	525	550	575	600
0	1	2	3	4	V	Q	L	F	A
5	6	7	8	9	W	R	M	G	B
10	11	12	13	14	X	S	N	H	C
15	16	17	18	19	Y	T	O	I	D
20	21	22	23	24	Z	U	P	K	E

Sec. 3 ( $\theta_c^1$ )

Sec. 4 ( $\theta_c^2$ )

Sec. 2 ( $\theta_p^2$ )

Fig. 43

b. To decipher such a cryptogram, take the greatest multiple of 25 contained in the group of three digits; this multiple and its remainder form the elements for determining the plain-text pair in the usual manner. Thus,  $284 = 275 + 9 = PR$ .

SECTION IX

COMPLEX SUBSTITUTION SYSTEMS

Preliminary remarks .....	38
Continuous or nonrepeating-key systems .....	39
Auto-key systems .....	40
Progressive-alphabet systems .....	41
Interrupted or variable-key systems .....	42
Suppressing periodicity by encipherment of variable-length groupings of the plain text .....	43
Suppressing periodicity by encipherment by variable-length groupings of the key .....	44
Mechanical cryptographs in which periodicity is avoided .....	45

38. Preliminary remarks. - In Paragraph 63 of Special Text No. 165, Elementary Military Cryptography, brief reference was made to more complex substitution systems. It was stated that there are certain polyalphabetic methods in which periodicity is absent; there are other methods in which the external manifestation of periodicity in cryptograms is prevented, or in which it is suppressed or disguised. Slight hints were then given as to the nature of some of these methods. This and the next two sections of the present text are devoted to a more detailed description and discussion of the methods indicated, which, as a class, may be designated as aperiodic systems, as contrasted with the previously described, more simple, periodic systems.

- 56 -

39. Continuous or nonrepeating-key systems. - a. One of the simplest methods of avoiding periodicity occasioned by the employment of more than one substitution alphabet is to use as the key for the encipherment of one or more messages a series of letters or characters that does not repeat itself. The running text of a book, identical copies of which are in possession of the correspondents, may serve as the key for this purpose. It is only necessary for the correspondents to agree as to the starting point of the key, or to arrange a system of indicating this starting point in the text of the cryptogram. Such a system is called a continuous-key system. Other names applied to it are nonrepeating, running, or indefinite-key systems. Telephone directories, the Bible, standard reference works, etc., are often used as source books for such keys.

b. Various types of cipher alphabets may be employed in this system, direct or reversed standard alphabets, mixed alphabets drawn up at random, or secondary mixed alphabets resulting from the interaction of two primary sliding mixed alphabets.

c. As an example of the method of cryptographing, suppose the following message is to be enciphered on the continuous key principle, using as the key the text of this subparagraph, beginning AS AN EXAMPLE ..., and reversed standard alphabets:

HEAVY INTERDICTION FIRE FALLING AT ....

Key text:	ASANE	XAMEL	EOPTH	ELETH	ODOFC	RYPTO	...
Plain text:	HEAVY	INTER	DICTI	ONFIR	EFALL	INGAT	...
Cryptogram:	TOASG	PWILU	BGDAZ	QZZLQ	KYOUR	JLJTV	...

40. Auto-key systems. - a. The cipher letters of a cryptogram may serve as key letters, thus automatically furnishing a key. Suppose, for example, that two correspondents agree to use the word TRUE as an initial key, and suppose the message to be enciphered (with the obsolete U. S. Army cipher disk) is as follows:

HEAVY INTERDICTION FIRE FALLING AT ....

The first four letters are enciphered as shown:

Key text:	TRUE						
Plain text:	HEAVY	INTER	DICTI	ONFIR	EFALL	INGAT	...
Cryptogram:	MNUJ						

The cipher letters MNUJ now form the key letters for enciphering the next four plain-text letters, YINT, yielding OFHQ. The latter then form the key letters for enciphering the next four letters, and so on, yielding the following:

Key text:	TRUEM	NUJOF	HQKOE	IIVWU	VQODR	LOSGD	...
Plain text:	HEAVY	INTER	DICTI	ONFIR	EFALL	INGAT	...
Cryptogram:	MNUJO	FHQKO	EIIVW	UVQOD	RLOSG	DBMCK	...

b. Instead of using the cipher letters in sets, as shown, the last cipher letter given by the use of the keyword may become the keyletter for enciphering the next plain-text letter; the cipher resultant of the letter then

- 57 -

becomes the keyletter for enciphering the following letter, and so on to the end of the message. Thus:

Key text:	TRUEJ	LDQXT	CZRPW	OANIA	JFAAP	EWJDA	...
Plain text:	HEAVY	INTER	DICTI	ONFIR	EFALL	INGAT	...
Cryptogram:	MNUJL	DQXTC	ZRPWC	ANLAJ	EAAPE	WJDAH	...

c. It is obvious that an initial keyword is not necessary; a single prearranged letter will do.

d. The plain text itself may serve as a key, after an initial group or an initial letter. This is shown in the following example, wherein the text of the message itself, after the prearranged initial keyword TRUE, forms the key text:

Key text:	TRUEH	EAVYI	INTER	ICTIO	NFIRE	FALLI	...
Plain text:	HEAVY	INTER	DICTI	ONFIR	EFALL	INGAT	...
Cryptogram:	MNUJJ	WNCUR	KLCYV	UPCAX	JAIGT	XNFLP	...

e. Although reversed standard alphabets have been used in all the foregoing examples, it is obvious that various types of alphabets may be employed, as prearranged.

f. The following method, though it may at first appear to be quite different, is in reality identical with those just described. A mixed sequence is prepared and its elements numbered in sequence. Let the mixed sequence be derived from the keyword PERMUTABLY:

6	3	7	5	9	8	1	2	4	10
P	E	R	M	U	T	A	B	L	Y
C	D	F	G	H	I	J	K	N	O
Q	S	V	W	X	Z				

A	J	B	K	E	D	S	L	N	M	G	W	P	C	Q	R	F	V	T	I	Z	U	H	X	Y	O
1	2	3	4	5	6	7	8	9	10	11	12	13	14	15	16	17	18	19	20	21	22	23	24	25	26

Let the message be the same as before, and let the first letter be its own cipher equivalent. Each cipher letter from that point on is produced in turn by finding the sum of the numerical equivalents of the preceding cipher letter and the plain-text letter to be enciphered. When this total exceeds 26, the latter amount is deducted and the letter equivalent of the remainder is taken for the cipher letter. Thus:

Key text:		0	23	2	3	21	20	14	23	16	21	11	17	11	25	18	12	12
Plain text:	H	E	A	V	Y	I	N	T	E	R	D	I	C	T	I	O	N	
Numerical value:	23	5	1	18	25	20	9	19	5	16	6	20	14	19	20	26	9	
Keyed value:		28	3	21	46	40	23	42	21	37	17	37	25	44	38	38	21	
(Less 26 or 52 if necessary):		23	2	3	21	20	14	23	16	21	11	17	11	25	18	12	12	21
Cipher text:	H	J	B	Z	I	C	H	R	Z	G	F	G	Y	V	W	W	Z	

Key text:		21	12	6	22	1	18	19	1	9	3	12	23	24
Plain text:	F	I	R	E	F	A	L	L	I	N	G	A	T	
Numerical value:	17	20	16	5	17	1	8	8	20	9	11	1	19	
Keyed value:	38	32	22	27	18	19	27	9	29	12	23	24	43	
(Less 26 or 52 if necessary):	12	6	22	1	18	19	1	9	3	12	23	24	17	
Cipher text:	W	D	U	A	V	T	A	N	B	W	H	X	F	

g. In the foregoing example the successive cipher letters form the successive keyletters; but, as noted in subparagraph d, the successive plain-text letters may serve as the successive keyletters.

h. The same results can be obtained by the use of sliding strips bearing the mixed alphabet. Study the following diagram showing the successive positions of the movable strip and compare the results with those obtained in subparagraph f above.

## Plain Cipher

	O	A	J	B	K	E	D	S	L	N	M	G	W	P	C	Q	R	F	V	T	I	Z	U	H	X	Y
H	H	X	Y	O	A	J	B	K	E	D	S	L	N	M	G	W	P	C	Q	R	F	V	T	I	Z	U
E	J	B	K	E	D	S	L	N	M	G	W	P	C	Q	R	F	V	T	I	Z	U	H	X	Y	O	A
A	B	B	K	E	D	S	L	N	M	G	W	P	C	Q	R	F	V	T	I	Z	U	H	X	Y	O	A
V	Z	Z	U	H	X	Y	O	A	J	B	K	E	D	S	L	N	M	G	W	P	C	Q	R	F	V	T
Y	I	I	Z	U	H	X	Y	O	A	J	B	K	E	D	S	L	N	M	G	W	P	C	Q	R	F	V
I	C	C	Q	R	F	V	T	I	Z	U	H	X	Y	O	A	J	B	K	E	D	S	L	N	M	G	W
N	H	H	X	Y	O	A	J	B	K	E	D	S	L	N	M	G	W	P	C	Q	R	F	V	T	I	Z
T	R	R	F	V	T	I	Z	U	H	X	Y	O	A	J	B	K	E	D	S	L	N	M	G	W	P	C
E	Z	Z	U	H	X	Y	O	A	J	B	K	E	D	S	L	N	M	G	W	P	C	Q	R	F	V	T
R	G	G	W	P	C	Q	R	F	V	T	I	Z	U	H	X	Y	O	A	J	B	K	E	D	S	L	N
D	F	F	V	T	I	Z	U	H	X	Y	O	A	J	B	K	E	D	S	L	N	M	G	W	P	C	Q
I	Q	G	W	P	C	Q	R	F	V	T	I	Z	U	H	X	Y	O	A	J	B	K	E	D	S	L	N
C	Y	Y	O	A	J	B	K	E	D	S	L	N	M	G	W	P	C	Q	R	F	V	T	I	Z	U	H
T	V	V	T	I	Z	U	H	X	Y	O	A	J	B	K	E	D	S	L	N	M	G	W	P	C	Q	R
I	W	W	P	C	Q	R	F	V	T	I	Z	U	H	X	Y	O	A	J	B	K	E	D	S	L	N	M
O	W	W	P	C	Q	R	F	V	T	I	Z	U	H	X	Y	O	A	J	B	K	E	D	S	L	N	M
N	Z	Z	U	H	X	Y	O	A	J	B	K	E	D	S	L	N	M	G	W	P	C	Q	R	F	V	T
F	W	W	P	C	Q	R	F	V	T	I	Z	U	H	X	Y	O	A	J	B	K	E	D	S	L	N	M
I	D	D	S	L	N	M	G	W	P	C	Q	R	F	V	T	I	Z	U	H	X	Y	O	A	J	B	K
R	U	U	H	X	Y	O	A	J	B	K	E	D	S	L	N	M	G	W	P	C	Q	R	F	V	T	I
E	A	A	J	B	K	E	D	S	L	N	M	G	W	P	C	Q	R	F	V	T	I	Z	U	H	X	Y
F	V	V	T	I	Z	U	H	X	Y	O	A	J	B	K	E	D	S	L	N	M	G	W	P	C	Q	R
A	T	T	I	Z	U	H	X	Y	O	A	J	B	K	E	D	S	L	N	M	G	W	P	C	Q	R	F
L	A	A	J	B	K	E	D	S	L	N	M	G	W	P	C	Q	R	F	V	T	I	Z	U	H	X	Y
L	N	N	M	G	W	P	C	Q	R	F	V	T	I	Z	U	H	X	Y	O	A	J	B	K	E	D	S
I	N	N	M	G	W	P	C	Q	R	F	V	T	I	Z	U	H	X	Y	O	A	J	B	K	E	D	S
N	B	B	K	E	D	S	L	N	M	G	W	P	C	Q	R	F	V	T	I	Z	U	H	X	Y	O	A
G	W	W	P	C	Q	R	F	V	T	I	Z	U	H	X	Y	O	A	J	B	K	E	D	S	L	N	M
A	H	H	X	Y	O	A	J	B	K	E	D	S	L	N	M	G	W	P	C	Q	R	F	V	T	I	Z
T	X	X	Y	O	A	J	B	K	E	D	S	L	N	M	G	W	P	C	Q	R	F	V	T	I	Z	U
	F	F	V	T	I	Z	U	H	X	Y	O	A	J	B	K	E	D	S	L	N	M	G	W	P	C	Q

1. One serious objection to such auto-key systems is that the results of errors are cumulative; one error affects all the succeeding letters, and if several errors are made the messages are difficult to decryptograph. It is possible that this disadvantage can be minimized by the use of automatic cipher devices suitably constructed to accomplish the encipherment with speed and accuracy.

41. Progressive-alphabet systems. - a. The special characteristic of these systems is that the members of a whole set of cipher alphabets are employed one after the other in progression and in a definite sequence. These systems are periodic in nature and the length of the period is usually equal to the total number of different cipher alphabets employed in the system. The

sequence in which the various cipher alphabets are used may or may not change with each message; if it does, this constitutes an additional element of secrecy.

b. To illustrate what is meant by a progressive system a simple example will be given, employing the obsolete U. S. Army Cipher Disk. Starting with the disk set so that A = A (or with any other prearranged initial setting), the first letter of the message is enciphered; the revolving alphabet is then moved one step clockwise (or counterclockwise) and the second letter is enciphered, and so on. After 26 letters have been enciphered, the disk has returned to its initial starting point and a second cycle begins (if the message is longer than 26 letters). Thus, the period in this case is 26 letters. It is obvious that the displacement of the revolving disk may occur after every 2, 3, 4 ... letters, as prearranged, in which case the period increases correspondingly in length. The displacement may, however, be more complicated than this, and may occur after a constantly varying number of letters has been enciphered, whereupon periodicity is suppressed.

c. Two sliding mixed components may be employed, producing a set of 26 secondary mixed alphabets.

d. Another variation is more complicated. Suppose the correspondents draw up a set of 100 random-mixed cipher alphabets, each accompanied by a designating number from 00 to 99, and a set of numerical keys composed of randomized sequences of numbers from 00 to 99. Each such numerical key is designated by an indicator of some sort. To encipher a message, a key sequence is selected and the cryptogram is prepared by means of the sequence of alphabets indicated by the key sequence. If the message is 100 or less letters in length, the alphabets do not repeat; if it is more than 100 letters long, either the sequence of alphabets may repeat or else a new sequence is selected, as prearranged. It is possible to operate the system by means of indicators inserted in the text of the cryptogram.

42. Interrupted or variable-key systems. - In certain of the foregoing systems it was noted that periodicity is entirely avoided by the use of a key which is so long that it does not repeat itself; often such a system is referred to as operating in connection with an indefinite, infinite, or unlimited key as contrasted with one that operates in connection with a definite, finite, or limited key. But periodicity may also be avoided by special manipulation of a limited key. Several such methods will be explained below.

43. Suppressing periodicity by encipherment of variable-length groupings of the plain text. - a. A keyword, though limited in length, may nevertheless be applied to variable or invariable-length sections of the plain text. When, for example, each letter of the key serves to encipher a single letter of the plain text, the encipherment is said to be invariable or fixed in this respect. The same is true even if a single letter of the key serves to encipher regular sets of letters of the plain text; for example, each letter of the key may serve to encipher 2, 3, 4 ... letters of the text. In these cases periodicity would be manifested externally by the cryptograms, providing there is a sufficient amount of text to be examined. But if each letter of the key serves to encipher irregular or variable-length groupings of the plain text, then periodicity cannot appear except under rather remote contingencies. Suppose, for example, that

- 60 -

so simple a scheme as letting each letter of the key serve to encipher a complete word of the text is used; since words are of irregular lengths and there is little or no regularity whatever in the sequence of words with respect only to their lengths, periodicity cannot appear. An example of encipherment will be useful.

b. In the following example the simple cipher disk (direct sequence sliding against reversed sequence) is used, with the keyword DEBARK, to encipher the following message, according to the scheme described above. Study it carefully.

Key:	D	E	B	A	R	K
Plain Text:	C O L L E C T	A L L	S T R A G G L E R S	S T O P	S E N D	T H E M
Cipher:	B P S S Z B K	E T T	J I K B V V Q X K J	I H M L	Z N E O	R D G Y

Key:	D	E	B
Plain Text:	F O R W A R D	A T	O N C E
Cipher:	Y P M H D M A	E L	N O Z X

Cryptogram: B P S S Z B K E T T J I K B V V Q X K J I H M L Z N E O R D  
G Y P M H D M A E L N O Z X

c. Instead of enciphering according to natural word lengths, the irregular groupings of the text may be regulated by other agreements. For example, suppose that it is agreed that every keyletter will encipher a number of letters corresponding to the numerical value of the keyletter in the normal alphabet. The foregoing example then becomes as follows:

Key:	D	E	B	A	R
Plain Text:	C O L L	E C T A L	L S	T R A G G L E R S	S S T O P S E N D T H
Cipher:	B P S S	A C L E T	Q J	H A R L L G N A Z	Z Y D C Z N E O Y K

Key:	K	D
Plain Text:	E M F O R W A R D	A T O N C E
Cipher:	G Y F W T O K T H K R	P Q B Z

Cryptogram: B P S S A C L E T Q J H A R L L G N A Z Z Y D C Z N E O Y K  
G Y F W T O K T H K R P Q B Z

d. The foregoing example employed reversed standard alphabets, but mixed alphabets of all types may readily be used.

e. If the keyword is short, and the message long, periodicity may creep in despite the irregular groupings in the encipherment. Sufficient evidence may even be obtained to lead to a disclosure of the length of the key. But if the key consists of a long word, or of a complete phrase or sentence, the text would have to be very long in order that sufficient evidences of periodicity be found to make possible the determination of the length of the key.

- 61 -

44. Suppressing periodicity by encipherment by variable-length groupings of the key. - a. In Par. 43-b periodicity was suppressed by enciphering variable-length groupings of the text; in this paragraph it will be shown how periodicity may be suppressed by enciphering by variable-length groupings of the key. The method consists in interrupting the key.

b. Given a keyword, it can become a variable-length key by interrupting it according to some prearranged plan, so that it becomes equivalent to a series of keys of different lengths. Thus, the single keyword UNPREPAREDNESS may be expanded to a sequence of irregular lengths, such as UNPREP / UNP / UNPREPAR / UNPR / UNPREPARE / UNPREPAREDN / U / UNPRE, etc. Various schemes for indicating or determining the interruptions may be adopted. For example, suppose it may be agreed that the interruption will take place immediately after and every time that the letter R occurs in the plain text. The key would then be interrupted as shown in the following example.

Key: UNPUN UNPRE PARED UNPRE UNPRU NP ...  
Plain Text: OURFR ONTLI NESAR ENOWR EPORT ED ...

c. It is possible to apply an interrupted key to variable length groupings of the plain text. In illustrating this method, an indicator, the letter X, will be inserted in the plain text to show when the interruption takes place. The plain text is enciphered by natural word lengths.

Key: U N U N P U  
Plain Text: OUR FRONTX LINES ARE NOWX REPORTED

d. It is also possible to interrupt the key regularly, cutting it up into equal length sections as, for example, with the keyword EXTINGUISHER: EXT / XTI / TIN / ING / NGU / GUI / UIS / ISH / SHE / HER. Each set of three keyletters may serve to encipher a set of three plain-text letters. But it is possible to make each set of three keyletters apply to more than three plain-text letters, or to irregular groupings of plain-text letters. For example, suppose a numerical key be derived from the keyword:

E X T I N G U I S H E R  
1-12-10--5--7--3-11--6--9--4--2--8

Let this numerical sequence determine how many letters will be enciphered by each grouping of the key. The example below will illustrate (reversed standard alphabets are used):

Numbers: 1 12 10 5  
Key: E X T I X T I X T I X T I T I N T I N T I N T I N G I N  
Plain Text: C O L L E C T A L L S T R A G G L E R S S T O P S E N D  
Cipher: C J I X T R P X I X F A R T C H I E W B Q U F T V C V K

Numbers: 7 3 11  
Key: N G U N G U N G U I U I S U I S U  
Plain Text: T H E M F O R W A R D A T O N C E  
Cipher: U Z Q B B G W K U R R I Z G V Q Q

Cryptogram: C J I X T R P X I X F A R T C H I E W B Q U F T V

C V K U Z Q B B G W K U R R I Z G V Q Q

e. Another simple method of prearranging the interruption of a keyword, or of plain text is to employ the sequence of numbers given by reducing an incommensurate fraction to decimals. For example, the fraction  $1/7$  yields the sequence 142857142857 ... This fraction may be represented by the indicator letter H given as the initial letter of the cryptogram.

45. Mechanical cryptographs in which periodicity is avoided. - There are certain cryptographs which operate in such a manner that periodicity is avoided or suppressed. Some of them will be discussed in Section XII. Among them one of the most interesting is that invented by Sir Charles Wheatstone in 1867. As a rule, however, mechanical cryptographs, by their very nature, can hardly avoid being cyclic in operation, thus causing periodicity to be exhibited in the cryptograms.

## SECTION X

### REPETITIVE, SUPERPOSED, AND COMBINED SYSTEMS.

	Paragraph
Supercipherment .....	46
Repetitive monoalphabetic substitution systems .....	47
Combined monoalphabetic and polyalphabetic substitution systems . . .	48
Repetitive polyalphabetic substitution systems .....	49
Repetitive transposition systems .....	50
Combined substitution and transposition systems .....	51

46. Superencipherment. - a. When, for purposes of augmenting the degree of cryptographic security, the plain text of a message undergoes a first or primary encipherment and the resulting cipher text then undergoes a second or secondary encipherment, the system as a whole is often referred to as one involving superencipherment. If the two or more processes are well selected, the objective is actually reached, and the resulting cryptograms present a relatively great degree of cryptographic security; but sometimes this is not accomplished and the augmented security is of a purely illusory character. The final cryptographic security may, in fact, be no greater in degree than if a single encipherment had been effected, and in unusual cases, it may even be less than before.

b. It is impossible to describe all the combinations that might be employed; only a very few typical cases can here be treated, and these will be selected with a view to illustrating general principles. It is possible to pass a message through 2, 3, ... successive processes of substitution; or through 2, 3, ... successive processes of transposition; or substitution may be followed by transposition or vice versa. An example of each type will be given.

c. It will be convenient to adopt the symbol C to represent the cipher text produced by any unspecified process of encipherment. The symbols  $C_1$ ,  $C_2$ ,  $C_3$ , ..., will then represent the successive texts produced by successive processes in superencipherment. The subscript letter s or t may be prefixed to



the C to indicate that a given process is one of substitution or of transposition. Thus, the steps in a system where a first substitution is followed by a second substitution can be represented symbolically by  $sC_1 \rightarrow sC_2$ . In a similar manner,  $tC_1 \rightarrow tC_2$  represents double transposition. The symbol  $sC_1 \rightarrow tC_2$  means that the text from a first process of substitution undergoes transposition as a second process.

47. Repetitive monoalphabetic substitution systems. - Suppose a message undergoes a primary encipherment by means of a single-mixed, nonreciprocal alphabet, and the primary cipher text undergoes a secondary encipherment by means of the same or a different mixed alphabet. The resulting cryptogram is still monoalphabetic in character, and presents very little, if any augmentation in the degree of security (depending upon the type of alphabet employed). Here an entirely illusory increase in security is involved and an ineffectual complexity is introduced; the process may indeed be repeated indefinitely without producing the desired result. This is because the fundamental nature of monoalphabetic substitution has not been taken into consideration in the attempts at superencipherment;  $sC_1 \rightarrow sC_2 \rightarrow sC_3 \dots$ , still remains monoalphabetic in character.

48. Combined monoalphabetic and polyalphabetic substitution systems. - a. If a message undergoes a primary encipherment by the repeating-key method, using standard alphabets, and the primary cipher text then undergoes a secondary encipherment by means of a single-mixed alphabet, the degree of cryptographic security is increased to the same extent that it would be if the original message had undergone the same primary encipherment with secondary alphabets resulting from the sliding of a mixed primary sequence against the normal sequence. This increase in security is not very great.

b. The same is true if the primary encipherment is monoalphabetic and the secondary encipherment is polyalphabetic by the method described.

c. In general, this also applies to other types of polyalphabetic and monoalphabetic combinations. The increase in security is not very great, and is, indeed, much less than the uninitiated suspect.

49. Repetitive polyalphabetic substitution systems. - a. If the primary encipherment is by means of the repeating-key principle, with standard alphabets, and the secondary encipherment is similar in character, with similar alphabets, and a key of similar length, the final cryptogram presents no increase in security at all. Thus, if the key BCDE is used in the primary encipherment (Vignere Method) and the key FGHI is used in the secondary encipherment, the final result is the same as though the key GHJ had been used in a single encipherment.

b. If mixed alphabets are used, and if those of the primary and the secondary encipherment belong to the same series of secondary alphabets resulting from the sliding of two primary sequences against each other, the results are similar in character to those described under subparagraph a above; they are identical with those that would be obtained by an equivalent single encipherment by the appropriate secondary alphabets.

c. If the key for the secondary encipherment is of a different length from that for the primary encipherment, the results are, however, somewhat different, in that the period of the resultant cryptogram becomes the least common multiple of the two key lengths. For example, if the length of the key for the primary encipherment is 4, that for the secondary, 6, the result is the same as though a key of 12 elements had been employed in a single encipherment. This can be demonstrated as follows, using the keys 4-1-2-3 and 5-2-6-1-4-3:

4	1	2	3	4	1	2	3	4	1	2	3	4	1	2	3	4	1	2	3	4	1	2	3	4	...			
5	2	6	1	4	3	5	2	6	1	4	3	5	2	6	1	4	3	5	2	6	1	4	3	5	2	6	1	...
9	3	8	4	8	4	7	5	10	2	6	6	9	3	8	4	8	4	7	5	10	2	6	6	9	3	8	4	...

d. The degree of cryptographic security is, without doubt, increased by such a method. If the key lengths are properly selected, that is, if they present no common multiple less than their product, the method may give cryptograms of great security. For example, two keys that are 17 and 16 characters in length would give a cryptogram that is equivalent in period to that of a cryptogram enciphered once by a key 17 x 16, or 272 elements in length. The fundamental principle of an excellent, though complicated printing telegraph cipher system is this very principle.

50. Repetitive transposition systems. - These have been dealt with in Section III and need no further discussion at this point. It was there shown that properly selected transposition methods when repetitive in character can produce cryptograms of very great security.

51. Combined substitution and transposition systems. - These are important enough to warrant their detailed study, to which the next section is devoted. Combinations of substitution and transposition methods can take many different forms, and only a few examples can be illustrated herein. It is possible, of course, to apply substitution first, then transposition, or transposition first, then substitution. The most commonly encountered systems, however, are of the former type, that is,  $sC_1 \rightarrow tC_2$ . Furthermore, it can be stated that as a rule practicable systems in which both processes are combined use methods that are relatively simple in themselves, but are so selected as to produce cryptograms of great security as a result of the combination. To give a very rough analogy, in certain combinations the effect is much more than equivalent to the simple addition of complexities of the order  $X$  and  $Y$ , giving  $X + Y$ ; it is more of the order  $XY$ , or even  $X^2Y^2$ .

## SECTION XI.

## COMBINED SUBSTITUTION - TRANSPOSITION SYSTEMS.

	Paragraph
Monoalphabetic and polyalphabetic substitution combined with transposition .....	52
Polyliteral substitution combined with transposition .....	53
Fractionating systems .....	54
Comparison of foregoing fractionating system with certain digraphic systems .....	55
Fractionating systems as forms of combined substitution and transposition .....	56
Fractionation and recombination within regular or variable groupings of fractional elements .....	57
Fractionation combined with columnar transposition .....	58

52. Monoalphabetic and polyalphabetic substitution combined with transposition. - a. A message may undergo simple monoalphabetic substitution, or complex polyalphabetic substitution and the resulting text passed through a simple transposition. Obviously, either standard or mixed alphabets may be employed for the substitution phase and for the transposition phase any one of the simple varieties of geometric-design methods may be applied.

b. As an example, note the following simple combination; using the message ALL ACTION AT LANDING BEACH HAS CEASED.

1st step:  $sC_1$  (monoalphabetic, by mixed alphabet):

Plain: A B C D E F G H I J K L M N O P Q R S T U V W X Y Z  
 Cipher: T D R A M O B N I L P E Z Y X W V U S Q K J H G F C

Message: A L L A C T I O N A T L A N D I N G B E A C H H A S C E A S  
 Cipher: T E E T R Q I X Y T Q E T Y A I Y B D M T R N N T S R M T S

Message: E D  
 Cipher: M A

2nd step:  $tC_2$  (as prearranged between correspondents):

T E E T R Q I X (For the inscription; a rectangle of eight columns.)  
 Y T Q E T Y A I  
 Y B D M T R N N (For the transcription; counterclockwise route beginning  
 T S R M T S M A at lower right hand corner.)

Cryptogram: A N I X I Q R T E E T Y Y T S R M T S M N A Y T E

Q T B D M T R

c. A simple subterfuge often adopted between correspondents is to write the substitution text backwards to form the final cryptogram (a case of simple reversed writing).

- 66 -

d. An extremely simple, and yet effective transposition method (when its presence is not suspected), sometimes employed as a preliminary to substitution is that in which the text of a message is first divided into halves, the second being placed under the first as in rail-fence writing. Thus:

P O E D O O T F M A K T O  
R C E T P R G E B R A I N

Then encipherment by simple monoalphabetic methods may be effected, and the cipher text taken from the two separate lines. Thus, if a standard alphabet one letter in advance were used, the text would be as follows:

Q P F E E P P U G N B L U P  
S D F U Q S P F C S B J O

Cryptogram: Q P F E E P P U G N B L U P S D F U Q S P F C S B J O

e. A simple variation of the foregoing method, which is frequently effective with true digraphic methods of substitution is to write  $e_p^2$  under  $e_p^1$  and then encipher the sets of juxtaposed  $e_p^1 e_p^2$  letters digraphically, then the sets of juxtaposed  $e_p^2 e_p^1$  letters. Thus, let the message be WILL RETURN AT ONCE; it would be written down as follows:<sup>1</sup>

W L R T R A O C  
I L E U N T N E

Then the following pairs would be enciphered:  $WL_p$ ,  $RT_p$ ,  $RA_p$ ,  $OC_p$ ,  $IL_p$ , etc. The foregoing message enciphered in this manner by means of the Playfair Square shown in Fig. 39, for example, yields the following cryptogram:

Plain text: WL RT RA OC IL EU NT NE  
Cipher: VO IR TN LT CQ HN AR RP

Cryptogram: V O I R T N L T C Q H N A R R P

f. Naturally the transposition process may involve groups of letters; a simple type of disarrangement is to reverse the order of the letters in 5-letter groups. Or, within 5-letter groups a transposition such as 3-2-1-4-5, or 2-1-5-3-4 (any of 120 different arrangements) is possible.

g. Columnar transposition methods lend themselves especially well to combination with substitution methods. An excellent example will be considered under the next section.

<sup>1</sup> In preparing the text for encipherment, the clerk must bear in mind that if a Playfair Square is to be used no doublets can be enciphered. The message WE WILL LEAVE ... would be arranged thus:

W X I L X E V  
E W L X L A E

53. Polyliteral substitution combined with transposition. - a. In Par. 30-b the essential nature of polyliteral substitution as contrasted with monoliteral substitution was discussed. Polyliteral methods make use of poly-partite alphabets in which the cipher equivalents are composed of two or more parts. This being the case it is a natural extension of cryptographic processes to separate these parts or to distribute them throughout the cipher text so that the components, or, so to speak, fractional parts of the cipher equivalents are thoroughly disarranged and distributed evenly or irregularly throughout the text. Such systems may be called fractionating systems.

54. Fractionating systems. - a. A simple example will first be shown. Let the following bipartite cipher alphabet be drawn up by assigning numerical equivalents from 01 to 26 in mixed sequence to the letters of the normal sequence. Thus:

A	B	C	D	E	F	G	H	I	J	K	L	M	N	O	P	Q	R	S	T	U	V	W	X	Y	Z
02	11	06	12	13	05	10	14	09	15	16	17	01	03	18	19	20	08	21	07	04	22	23	24	25	26

Each letter is represented by a combination of two digits; in preparing the message for cryptographing, the two digits comprising the cipher equivalent of a letter are written one below the other, thus:

Plain text:		O	N	E	P	L	A	N	E	R	E	P	O	R	T	E	D	L	O	S	T
Cipher	{ $e_1^1$ :	1	0	1	1	1	0	0	1	0	1	1	1	0	0	1	1	1	1	2	0
	{ $e_2^1$ :	8	3	3	9	7	2	3	3	8	3	9	8	8	7	3	2	7	8	1	7

By recombining the single digits in pairs, reading from horizontal lines, and writing down the pairs in unchanged numerical form, one obtains the following:

10 11 10 01 01 11 00 11 11 20 83 39 72 33 83 98 87 32 78 17

b. The foregoing cipher text can be transmitted in 5-figure groups, or it can be reconverted into letters by one means or another, but some difficulties are encountered in the latter case because every one of 100 different pairs of digits has to be provided for, thus necessitating a 2-letter substitution, which would make the cipher text twice as long as the plain text.

c. In the methods to follow presently, these difficulties are avoided by a simple modification. This modification consists in the employment of true polyfid cipher alphabets, that is, polypartite alphabets in which the plain component is the normal sequence and the cipher component consists of a sequence of equivalents composed of all the permutations of 2, 3, 4, ... symbols taken in definite groups. For example, a bifid alphabet<sup>1</sup> composed of permutations of five

<sup>1</sup> Such an alphabet should be clearly differentiated from a bilateral alphabet. In the latter two and only two elements are employed, in groups of fives, yielding 25, or 32 permutations. The Biliteral Cipher of Sir Francis Bacon and the Baudot Alphabet of modern printing telegraph systems are based upon alphabets that are typical examples of bilateral alphabets. The designation digraphic alphabet will be applied to one in which the cipher equivalents are composed of any number of symbols, n, taken simply in groups of two, these symbols not being permuted in systematic fashion to produce a complete set of 2<sup>n</sup> equivalents.

- 68 -

digits taken two at a time can be constructed, yielding a set of 25 equivalents for a 25-letter alphabet (I and J being usually considered as one letter). A trifid alphabet of 27 equivalents can be constructed from all the permutations of the digits 1, 2, 3, taken three at a time; an extra character must, however, be added to represent the 27th element of the alphabet. It is convenient to represent the parts of a bifid equivalent by the symbols  $\theta_C^1$  and  $\theta_C^2$ , the parts of a trifid equivalent, by the symbols  $\theta_C^1$ ,  $\theta_C^2$  and  $\theta_C^3$ .

d. Polyfid cipher alphabets may be systematically-mixed alphabets based upon keywords and keyphrases. For example, note how the following bifid alphabet is derived from the keyphrase XYLOPHONIC BEDLAM.

X Y L O P H N I C B E D A M F G K Q R S T U V W Z  
11 12 13 14 15 21 22 23 24 25 31 32 33 34 35 41 42 43 44 45 51 52 53 54 55

The same principle may be applied to trifid alphabets, employing the permutations of the three digits, 1, 2 and 3, taken in groups of three.

e. Note the following bifid alphabet and the example of its use in enciphering a message:

A B C D E F G H I-J K L M N O P Q R S T U V W X Y Z  
12 31 21 32 33 15 25 34 24 35 41 11 13 42 43 44 23 45 22 14 51 52 53 54 55

Message: ONE PLANE REPORTED LOST  
Cipher  $\left\{ \begin{array}{l} \theta_C^1: 4 1 3 \quad 4 4 1 1 3 \quad 2 3 4 4 2 2 3 3 \quad 4 4 4 2 \\ \theta_C^2: 2 3 3 \quad 3 1 2 3 3 \quad 5 5 5 2 3 2 3 2 \quad 1 2 5 2 \end{array} \right.$

The bifid elements,  $\theta_C^1$  and  $\theta_C^2$ , are now recombined horizontally in pairs and the pairs are reconverted into letter equivalents of the basic alphabet, which, for the sake of convenience, is here arranged in the form of a deciphering alphabet:

11 12 13 14 15 21 22 23 24 25 31 32 33 34 35 41 42 43 44 45 51 52 53 54 55  
M A N U F C T R I G B D E H K L O P Q S V W X Y Z

Cryptogram: L H L N R Q T E Q O R E A E E D D D A W

f. It will be noted that there are four basic steps involved in the foregoing encipherment: (1) a process of decomposition, substitutive in character, in which each  $\theta_p$  is replaced by a bipartite  $\theta_c$ , composed of two parts,  $\theta_C^1$  and  $\theta_C^2$ , according to a bifid alphabet; (2) a process of separation, transpositive in character, in which each  $\theta_C^1$  is separated from the  $\theta_C^2$  with which it was originally associated, (3) a process of recombination, also transpositive in character, in which each  $\theta_C^1$  is combined with a  $\theta_C^2$  with which it was not originally associated; and, finally, (4) a process of recombination, substitutive in character, in which each new  $\theta_C^1\theta_C^2$  combination is given a letter value according to a bifid alphabet. In the foregoing example (subparagraph e), the alphabet for the recombination was the same as that for the decomposition; this, of course, is not an inherent necessity of the system: the decomposition and recombination alphabets may be entirely different. This is shown in the example in Par. 55-d.

55. Comparison of foregoing fractionating system with certain digraphic systems. - a. The method described under Paragraph 54-e can be identified with some of the digraphic substitution systems discussed in Section VII.

b. Take the message of Par. 54-e and let a slight modification in the method of recombining  $\theta_c^1$  and  $\theta_c^2$  be made. Specifically, let the first halves and the second halves of the bifid equivalents of the plain-text letters be combined in the following manner; using the bifid alphabet of Par. 54-e:

Message: ONE PLANE REPORTED LOST

O	N	E	P	L	A	N	E	R	E	P	O	R	T	E	D	L	O	S	T
4 1 = L	3 4 = H	4 1 = L	1 3 = N	2 3 = R	4 4 = Q	2 2 = T	3 3 = E	4 4 = Q	4 2 = O										
2 3 = R	3 3 = E	1 2 = A	3 3 = E	3 3 = E	3 2 = D	3 2 = D	3 2 = D	1 2 = A	5 2 = W										

Cryptogram: LRHEL ANERE QDTDE DQAOW

If the cryptogram given in Par. 54-e were split in the middle into two sections, and the letters taken alternately, the result would be identical with that obtained in this subparagraph. The identification referred to in subparagraph a above is now to be demonstrated in the following subparagraph.

c. Note the two-alphabet checkerboard shown in Fig 44. If the same message is now enciphered by its means, a cryptogram identical with that obtained in subparagraph 55-b will be obtained. Thus:

M	A	N	U	F
C	T	R	I	G
B	D	E	H	K
L	O	P	Q	S
V	W	X	Y	Z
M	C	B	L	V
A	T	D	O	W
N	R	E	P	X
U	I	H	Q	Y
F	G	K	S	Z

Message:

ONE PLANE REPORTED LOST

Substitution of pairs:

$ON_p = LR_c$ ;  $EP_p = HE_c$ ;  $LA_p = LA_c$ ;  $NE_p = NE_c$ ;  $RE_p = RE_c$ ; etc.

Cryptogram:

LRHEL ANERE etc.

Fig. 44

d. In the example in Par. 54-e, the same bifid alphabet was used for the recombination as for the decomposition. Instead of converting the combined  $\theta_c^1\theta_c^2$  elements into letters by means of the original bifid alphabet, suppose a second bifid alphabet specifically drawn up for this recombination is at hand (see Par. 54-f). Thus:

11 = A	21 = B	31 = C	41 = K	51 = V
12 = U	22 = I	32 = D	42 = N	52 = W
13 = T	23 = L	33 = F	43 = P	53 = X
14 = O	24 = E	34 = G	44 = Q	54 = Y
15 = M	25 = S	35 = H	45 = R	55 = Z

- 70 -

The encipherment of the message is then as follows:

Message: ONE PLANE REPORTED LOST.

Alphabet for decomposition

A = 12  
B = 31  
C = 21  
D = 32  
E = 33  
F = 15  
G = 25  
H = 34  
I-J = 24  
K = 35  
L = 41  
M = 11

N = 13  
O = 42  
P = 43  
Q = 44  
R = 23  
S = 45  
T = 22  
U = 14  
V = 51  
W = 52  
X = 53  
Y = 54  
Z = 55

Alphabet for recomposition

11 = A  
12 = U  
13 = T  
14 = O  
15 = M  
21 = B  
22 = I-J  
23 = L  
24 = E  
25 = S  
31 = C  
32 = D  
33 = F

34 = G  
35 = H  
41 = K  
42 = N  
43 = P  
44 = Q  
45 = R  
51 = V  
52 = W  
53 = X  
54 = Y  
55 = Z

Encipherment:

ON EP LA NE RE PO RT ED LO ST  
41 = K 34 = G 41 = K 13 = T 23 = L 44 = Q 22 = I 33 = F 44 = Q 42 = N  
23 = L 33 = F 12 = U 33 = F 33 = F 32 = D 32 = D 32 = D 12 = U 52 = W

Cryptogram: K L G F K U T F L F Q D I D F D Q U N W

e. Now encipher the same plain-text message by means of the four-alphabet checkerboard shown in Fig. 45. The results are as follows:

Message: ONE PLANE REPORTED LOST.

M A N U F	A U T O M
C T R I G	B I L E S
B D E H K	C D F G H
L O P Q S	K N P Q R
V W X Y Z	V W X Y Z
A B C K V	M C B L V
U I D N W	A T D O W
T L F P X	N R E P X
O E G Q Y	U I H Q Y
M S H R Q	F G K S Z

Fig. 45

Plain Text: ON EP LA NE RE PO RT ED LO ST  
Cipher Pairs: K L G F K U T F L F Q D I D F D Q U N W

Cryptogram: K L G F K U T F L F Q D I D F D Q U N W

The results are identical with those obtained under subparagraph d.



- 71 -

f. If the successive letters of the cryptogram of subparagraph b are enciphered monoalphabetically by means of the following alphabet, the results again coincide with those obtained under subparagraph d and e.

## Alphabet

C<sub>1</sub>: A B C D E F G H I-J K L M N O P Q R S T U V W X Y Z  
 C<sub>2</sub>: U C B D F M S G E H K A T N P Q L R I O V W X Y Z

First cryptogram: L R H E L A N E R E Q D T D E D Q A O W

Final cryptogram: K L G F K U T F L F Q D I D F D Q U N W

56. Fractionating systems as forms of combined substitution and transposition. - In studying the various types of checkerboard substitution discussed in Section VIII, it was not apparent, and no hint was given, that these systems combine both substitution and transposition methods into a single method. But the analysis presented in Par. 55 shows clearly that there is a kind of transposition involved in checkerboard methods of cryptographing.

57. Fractionation and recombination within regular or variable groupings of fractional elements. - a. This method is an extension or modification of that illustrated in Par. 54-e. Let the text be written out in groups of 3, 4, 5, ... letters, as prearranged between the correspondents. Suppose groupings of five letters are agreed upon; a bifid alphabet (that in Par. 54-e) is used for substitution, thus:

Message:	O N E P L	A N E R E	P O R T E	D L O S T
	4 1 3 4 4	1 1 3 2 3	4 4 2 2 3	3 4 4 4 2
	2 3 3 3 1	2 3 3 3 3	3 2 3 2 3	2 1 2 5 2

Then, let the recombinations be effected within the groups, horizontally. Thus, for the first group, the recombinations are 41, 34, 42, 33, and 31. The entire message is as follows:

41.34.4	11.32.3	44.22.3	34.44.2
2.33.31	2.33.33	3.23.23	2.12.52

Recomposition (using the same bifid alphabet as was used for the decomposition) yields the cryptogram:

L H O E B M D D E E Q T E R R H Q T A W

b. As indicated, other groupings may be employed. Furthermore, a different bifid alphabet for the recombination may be used that was employed for the original substitution or decomposition. It is also clear that sequences of variable-length groupings may also be employed, as determined by a subsidiary key.

- 72 -

c. Trifid alphabets also lend themselves to these methods. Note the following example:

<u>Alphabet for decomposition</u>			<u>Alphabet for recomposition</u>		
A = 222	J = 312	S = 131	111 = I	211 = U	311 = V
B = 322	K = 112	T = 122	112 = K	212 = N	312 = J
C = 121	L = 231	U = 211	113 = W	213 = H	313 = <u>ZB</u>
D = 133	M = 323	V = 311	121 = C	221 = X	321 = E
E = 321	N = 212	W = 113	122 = T	222 = A	322 = B
F = 123	O = 333	X = 221	123 = F	223 = Y	323 = M
G = 332	P = 233	Y = 223	131 = S	231 = L	331 = Q
H = 213	Q = 331	Z = 132	132 = <u>ZA</u>	232 = R	332 = G
I = 111	R = 232	? = 313	133 = D	233 = P	333 = O

Message: H A S A I R P L A N E R E T U R N E D Y E T ?

H A S A I R P L A N E R E T U R N E D Y E T ?

2 2 1 2 1 2 2 2 2 2 3 2 3 1 2 2 2 3 1 2 3 1 3

1 2 3 2 1 3 3 3 2 1 2 3 2 2 1 3 1 2 3 2 2 2 1

3 2 1 2 1 2 3 1 2 2 1 2 1 2 1 2 2 1 3 3 1 2 3

Cipher Text: X U R ZA C A Y G F T M T B K C Y F F A D ZB X F

Final cryptogram: X U R Z A C A Y G F T M T B K C Y F F A D Z B X F

d. Bifid and trifid alphabets may be combined within a single system with appropriate groupings, but such combinations may be considered as rather impracticable for military usage.

58. Fractionation combined with columnar transposition. - a. An excellent system of combined substitution-transposition that has stood the test of practical, wartime usage, is that now to be described. Let a 36-character bipartite alphabet square be drawn up, and a message enciphered, as follows:

1

The reason for the regrouping shown in the final cryptogram requires a consideration of the fact that a trifid alphabet involves the use of 27 characters. Since our alphabet contains but 26 letters, either an extra symbol would have to be used (which is impractical) or some subterfuge must be adopted to circumvent the difficulty. This has been done in this case by using ZA and ZB to represent two of the permutations in the recomposition alphabet. In decryptographing, when the clerk encounters the letter Z in the text, it must be followed either by A or by B; according to the alphabet here used, ZA represents permutation 132, and ZB represents permutation 313. In order not to introduce a break in the regulation 5-letter groupings of cipher text, the final cryptogram is regrouped strictly into fives.

	M	O	N	T	H	S
W	H	8	A	1	I	9
I	L	C	3	O	U	M
N	B	2	P	Y	N	D
T	4	E	5	F	6	G
E	7	J	Ø	K	Q	R
R	S	T	V	W	X	Z

(Key for internal alphabet:  
HAIL COLUMBIA HAPPY LAND.  
Digits are inserted immediately  
after each letter from A to J,  
A being 1, B, 2, etc.)

Message:

ADVANCE PROGRESSING SATISFACTORILY OVER 400 PRISONERS AND 5 - 75 MM  
GUNS CAPTURED. SECOND OBJECTIVE REACHED AT 5:15 P. M.

Substitution:

A D V A N C E P R O G R E S S I N G S A T I S F A C  
 WN NS RN WN NH IO TO NN ES IT TS ES TO RM RM WH NH TS RM WN RO WH RM TT WN IO  
 T O R I L Y O V E R 4 Ø Ø P R I S O N E R S A N D 5  
 RO IT ES WH IM NT IT RN TO ES TM EN EN NN ES WH RM IT NH TO ES RM WN NH NS TN  
 7 5 M M G U N S C A P T U R E D S E C O N D O B J E  
 EM TN IS IS TS IH NH RM IO WN NN RO IH ES TO NS RM TO IO IT NH NS IT NM EO TO  
 C T I V E R E A C H E D A T 5 1 5 P M  
 IO RO WH RN TO ES TO WN IO WM TO NS WN RO TN WT TN NN IS

The C<sub>1</sub> text is now inscribed in a rectangle of predetermined dimensions.

Transposition rectangle: (columnar, based on key HAIL COLUMBIA HAPPY LAND)

H A I L C O L U M B I A H A P P Y L A N D  
 8--1-10-12--6-17-13-20-15--5-11--2--9--3-18-19-21-14--4-16--7

W	N	N	S	R	N	W	N	N	H	I	O	T	O	N	N	E	S	I	T	T
S	E	S	T	O	R	M	R	M	W	H	N	H	T	S	R	M	W	N	R	O
W	H	R	M	T	T	W	N	I	O	R	O	I	T	E	S	W	H	I	M	N
T	I	T	R	N	T	O	E	S	T	M	E	N	E	N	N	N	E	S	W	H
R	M	I	T	N	H	T	O	E	S	R	M	W	N	N	H	N	S	T	N	E
M	T	N	L	S	I	S	T	S	L	H	N	H	R	M	I	O	W	N	N	E
R	O	I	H	E	S	T	O	N	S	R	M	T	O	I	O	I	T	N	H	N
S	I	T	N	M	E	O	T	O	T	O	R	O	W	H	R	N	T	O	E	S
T	O	W	N	I	O	W	M	T	O	N	S	W	N	R	O	T	N	W	T	T
N	N	N	I	S																

Fig. 46

- 74 -

## Cryptogram:

N E H I M   T O I O N   O N O E M   N M R S O   T T E N R   O W N I N  
 I S T N N   O W H V O   T S I S I   O R O T N   N S E M I   S T O N H  
 E N N S T   W S W T R   M R S T N   T H I N W   H T O W N   S R T I N  
 I T W N I   H R M R H   R O N S T   M R T I H   N N I W M   W O T S T  
 O W S W H   E S W T T   N N M I S   E S N O T   T R M W N   N H E T N  
 R T T H I   S E O N S   E N N M I   H R N R S   N H I O R   O N R N E  
 O T O T M   E M W N N   O I N T

Fig. 46 (Cont'd)

b. One of the important advantages of this type of cipher is that it affords accuracy in transmission, since the text is composed of a limited number of letters. In fact, if the horizontal and vertical coordinates of the cipher square are the same letters, then the cryptographic text is composed of permutations of but six different letters, thus aiding very materially in correct reception. Indeed, it is even possible to reconstruct completely a message that has been so badly garbled that only half of it is present. This cipher system was used with considerable success by the German Army in 1917-18, and was known to the Allies as the ADFGVX Cipher, because these were the letters used as horizontal and vertical coordinates of the cipher square, and consequently the cipher text consisted solely of these six letters.

c. The cipher text of the foregoing message is, of course, twice as long as the plain text. But it can be reduced to exactly the original plain-text length by combining the distributed or transposed  $\theta_c^1$  and  $\theta_c^2$  elements in pairs, referring to the original (or a different) polypartite square, and recomposing the pairs into letters. In this case, the horizontal and vertical coordinates must be identical in order to permit of finding equivalents for all possible pairs.

## SECTION XII.

## CRYPTOGRAPHS

	Paragraph
Preliminary remarks .....	59
The Wheatstone Cipher .....	60
The Jefferson Cipher .....	61
The U. S. Army Cipher Device, Type M-94 .....	62

59. Preliminary remarks. - The cipher systems described in the preceding sections by no means exhaust the category of complex systems, but it is impossible to describe them all. Furthermore, each one presents innumerable pos-

sibilities for modification in minor respects, and for combination with other methods. In the paragraphs to follow, the principles upon which certain of the more simple mechanical cryptographs have been based will be described.

60. The Wheatstone Cipher. - a. The device is a little more than four inches in diameter, and consists of a dial with two hands, as shown in Fig. 47. The dial is composed of two independent circles of letters. In the outer circle the letters progress clockwise in normal alphabetic sequence, but there is an extra character between the Z and the A, making a total of 27 characters. Some of the spaces also have digits inscribed in them, for enciphering numbers. In the inner circle the letters are arranged in mixed alphabetic sequence and are inscribed either on a surface which permits of erasure, or on a detachable cardboard circle which can be removed and replaced by another circle bearing a different sequence. In Fig. 47 this inner sequence is a systematically-mixed sequence derived from the keyword FRANCE, as follows:

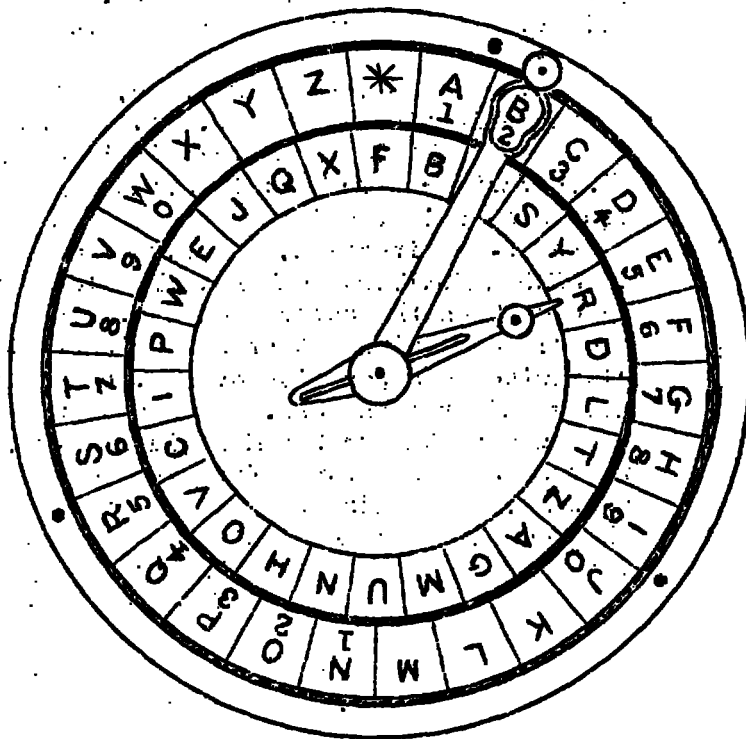


Fig. 47

1	2	3	4	5	6
F	R	A	N	C	E
B	D	G	H	I	J
K	L	M	O	P	Q
S	T	U	V	W	X
Y	Z				

F B K S Y R D L T Z A G M U N H O V C I P W E J Q X

b. The two hands are pivoted concentrically, as are the hour and minute hands of a clock. Now, in a clock, the minute hand makes a complete revolution, while the hour hand makes only  $1/12$  of a complete revolution; the action in the

- 76 -

case of this device, however, is somewhat different. The short hand is free to move independently of the long one, although the motion of the latter affects the former. Since the outer circle has 27 spaces and the inner one only 26, by a simple mechanical contrivance each complete revolution of the long hand causes the short hand to make 1-1/26 revolutions, thus causing the short hand to point one place in advance of where it pointed at the end of the preceding revolution of the long hand. For example, when the long hand is over B of the outer circle and the short hand points to R of the inner circle, if the long hand is pushed clockwise around the dial, making a complete revolution, the short hand will also make a complete revolution clockwise plus one space, thus pointing to D.

c. To encipher a message, the long hand and the short hand are set to prearranged initial positions. It is usual to agree that the plain-text letters will be sought in the outer circle of letters, their cipher equivalents in the inner circle; and that the long hand is invariably to be moved in the same direction, usually clockwise. Suppose the message to be enciphered is SEND AMMUNITION FORWARD. The long hand is moved clockwise until it is directly over S on the outer sequence. The letter to which the short hand points is the cipher equivalent of S and is written down. Then the long hand is moved clockwise to a position over E, the letter to which the short hand points is noted and written down. When a double letter occurs in the plain text, as in the case of the double M of AMMUNITION, some infrequently used letter, such as Q, must be substituted for the second occurrence of the letter. To decipher a message, the hands are returned to their initial prearranged positions, and then the long hand is moved clockwise until the short hand points to the first cipher letter; the long hand is then directly over the plain-text letter. The process is continued until all the letters have been deciphered.

d. A consideration of the foregoing details shows that the encipherment of a message depends upon a combination of the following variables:

- (1) The sequence of letters in the outer circle. In the case just considered, this sequence must be regarded as a known sequence, since it consists merely of the normal alphabet plus one character.
- (2) The sequence of letters in the inner circle.
- (3) The initial juxtaposition of the two sequences.
- (4) The exact composition of the text to be enciphered, since this will determine the number of revolutions of the long hand required to encipher a given number of letters of the message.

e. It is obvious that if the outer alphabet is made a mixed alphabet, as well as the inner, both being different, the cryptograms will be made more secure against cryptanalysis.

f. The same results as are obtained by using the device can be obtained by using sliding strips of paper, providing the operator will bear in mind that every time a  $\theta_p$  on the plain component is situated to the left of the preceding  $\theta_p$ , he must displace the cipher component one interval to the left, if the cor-

respondents have agreed upon a clockwise movement of the long hand, or to the right, if they have agreed upon a counterclockwise movement of the long hand.

61. The Jefferson Cipher. - a. Credit for the invention of the cipher system and device now to be described belongs to Thomas Jefferson<sup>1</sup>, the original inventor, although it was independently invented many years later (1891) by a French cryptographer, Commandant Bazeries, and still later (1914) by Captain Parker Hitt, U. S. Army (now Colonel, U. S. Army, Ret.). Because it was first described in print (1901) by Bazeries, the principle upon which the cipher system is based is usually referred to in the literature as the Bazeries principle; for the sake of historical accuracy, however, it is herein called the Jefferson principle.

b. The basis of this principle is the use of a set of 20 (or more, if desired) mixed alphabets arranged in a sequence that can readily be changed; these can be used in the encipherment of a whole set of 20 letters with one and the same displacement of the alphabets. Successive encipherments are accomplished with different displacements of the alphabets.

c. Whereas Jefferson contemplated a device using a total of 36 different alphabets mounted on revolvable disks, the one Bazeries described used only 20 alphabets mounted in the same manner.

62. The U. S. Army Cipher Device, Type M-94. - This cryptograph is based upon the Jefferson principle, using 25 mixed alphabets on cipher disks. In the following section the latest description of the device and its method of use is the same as that contained in Vol. IV of U. S. Army Basic Field Manual.

### SECTION XIII

#### U. S. ARMY CIPHER DEVICE, TYPE M-94

	Paragraph
Purpose and distribution .....	63
General description .....	64
Necessity for key and providing for changes therein .....	65
Detailed instructions for setting the device to a predetermined key .....	66
Cryptographing a message .....	67
Cryptographing abbreviations, punctuation signs, and numbers ....	68
Decryptographing a message .....	69
Precaution .....	70

63. Purpose and distribution. - Cipher device type M-94 is a cryptographic instrument that is an item of equipment issued by the Signal Corps to all message centers as one of the authorized means for secret communication. It is also an item of equipment possessed by all Naval units and stations, including those of the Marine Corps, and can be employed in certain classes of secret intercommunication between the Army and the Navy when specific arrangements therefor have been made by the appropriate commanders.

<sup>1</sup> John M. Manly, Ph.D., formerly Captain, Military Intelligence Division, U.S.A., discovered, in 1922, a description of the device among Jefferson's Papers in the Library of Congress (Vol. 232, Item 41575, Jefferson's Papers).

64. General description. - a. The device is made of aluminum alloy and consists of the following parts:

- (1) A central shaft, the left end of which terminates with a projecting shoulder, the right end of which is threaded;
- (2) A set of 25 alphabet disks, on the rim of each of which there is stamped a different, completely disarranged alphabet;
- (3) A guide-rule disk, consisting of a blank or unlettered-disk from which there projects a guide rule;
- (4) A retaining plate, consisting of a thin disk upon one surface of which is stamped the name and type number of the device;
- (5) A knurled thumb nut.

b. Each disk has a hole at the center suitable for mounting it upon the central shaft, upon which the disk can be revolved forward or backward. The left face of each alphabet disk is provided with a circle of 26 equidistant slots; the right face is cupped, and carries at one point on the inside rim of this cup a small projecting lug. The guide-rule disk also carries such a lug. When the disks are assembled upon the shaft, the lug on each disk engages with one of the slots on the adjacent disk on the right and thus the disks can be held in engagement in any desired relative positions by screwing down the knurled thumb nut against the retaining plate, which is inserted between the last alphabet disk and the nut.

c. When the thumb nut and the retaining plate are removed and the alphabet disks are taken off the shaft, it will be noted that each alphabet is stamped on its inside or cup surface with an identifying symbol consisting of a number that is above the central hole and a letter that is below it. The numbers run from 1 to 25, inclusive, the letters from B to Z, inclusive. These symbols are employed to designate the sequence in which the alphabet disks are to be assembled upon the shaft in cryptographing or decryptographing messages, as described in Paragraph 66 below. Either symbol may be used for this purpose (as prearranged) but for the present only the numerical identifying symbols will be so used.

65. Necessity for key and providing for changes therein. - a. Messages cryptographed by the same sequence of alphabet disks can remain secure against solution by a well-organized and efficient enemy cryptanalytic section for only a relatively short time. It is impossible to state exactly how long, because solution depends upon a number of variable factors; a conservative estimate would place the minimum at six hours, the maximum at two or three days. For this reason it is necessary to change the sequence from time to time, and the method for determining or indicating the new sequence must be agreed upon in advance and thoroughly understood by all who are to use the instrument.

b. The sequence in which the alphabet disks are assembled upon the shaft constitutes the key in this cipher system. When a change in key is to take place,



exactly what the new key will be and the exact moment that it is to supersede the old key will be determined by the proper commander and will be communicated in signal operation instructions.

66. Detailed instructions for setting the device to a predetermined key. - a. The method prescribed herein is based upon a keyword or keyphrase from which the sequence of numbers constituting the key for assembling the alphabet disks can be obtained by following a simple, standardized procedure. The reason for employing such a procedure is that it makes it possible to derive, at will, a relatively long sequence of numbers (which would be difficult to remember) from a word or phrase (which is easy to remember) and thus eliminates the necessity of carrying the key in written form upon the person. It is this basic keyword or keyphrase which is communicated throughout the command in signal operation instructions. The exact method of deriving the numerical key sequence from the keyword or keyphrase is given step by step in the following subparagraph.

b. Assume that the keyphrase so communicated is CHINESE LAUNDRY. The following are the detailed steps to be followed in deriving the numerical key sequence:

(1) A set of rows of cross-section squares, 25 squares in each row, is prepared. (Prepared sheets of  $\frac{1}{4}$ " squares are suitable.)

(2) In the top row the series of numbers 1, 2, 3, ... 25 are inserted.

Thus:

1	2	3	4	5	6	7	8	9	10	11	12	13	14	15	16	17	18	19	20	21	22	23	24	25	

(3) Beginning under the number 1, the successive letters of the keyphrase are written in the second row of squares, under the successive numbers. Thus:

1	2	3	4	5	6	7	8	9	10	11	12	13	14	15	16	17	18	19	20	21	22	23	24	25	
C	H	I	N	E	S	E	L	A	U	N	D	R	Y												

(4) The keyphrase is extended by repetition until there is a letter under the number 25, making a key sequence of 25 letters.<sup>1</sup> Thus:

1	2	3	4	5	6	7	8	9	10	11	12	13	14	15	16	17	18	19	20	21	22	23	24	25	
C	H	I	N	E	S	E	L	A	U	N	D	R	Y	C	H	I	N	E	S	E	L	A	U	N	

(5) The letters of the key sequence are now to be numbered serially from left to right in accordance with the relative position that each letter occupies in the ordinary alphabet. Since the letter A comes first in the ordinary alphabet, and since this letter occurs twice in the il-

<sup>1</sup> If the key consists of a word or phrase containing more than 25 letters, those after the 25th letter are merely omitted.

- 80 -

lustrative key sequence, the number 1 is written under the first appearance of A in this sequence, and the number 2 is written under its second appearance. Thus:

1	2	3	4	5	6	7	8	9	10	11	12	13	14	15	16	17	18	19	20	21	22	23	24	25
C	H	I	N	E	S	E	L	A	U	N	D	R	Y	C	H	I	N	E	S	E	L	A	U	N
								1															2	

(6) The next letter in the ordinary alphabet is B. The key sequence is carefully examined to see if it contains the letter B. Since this letter does not appear in the illustrative key sequence, the latter is examined to see if it contains the letter C. This letter occurs twice in the illustrative key sequence and the first C, therefore, is assigned the number 3, the second C, the number 4. Thus:

1	2	3	4	5	6	7	8	9	10	11	12	13	14	15	16	17	18	19	20	21	22	23	24	25
C	H	I	N	E	S	E	L	A	U	N	D	R	Y	C	H	I	N	E	S	E	L	A	U	N
3								1						4									2	

(7) The next letter in the ordinary alphabet is D, which, being present in the key sequence, is assigned the next number, and so on. Thus, the process is continued until each letter has been assigned a number. The work must be done carefully so as not to overlook a single letter. If an error is made in the early stages of the work, it necessitates starting afresh. The operator should be especially careful with the letters which immediately follow one another in the ordinary alphabet but are present in the key sequence in reversed order, such as ED, FE, ON, and so on. It is easy to make a mistake in such cases and to assign these letters numbers in a sequence that is the reverse of what it should be.

(8) When the numbering process has been completed, and if the work has been correctly performed, it will be found that every letter of the key sequence has a number under it, and that the greatest number that appears is 25. If this is not the case, it is an immediate signal that an error has been made. It can not, however, be assumed that so long as every letter has a number under it, with the greatest number 25, this is immediate and conclusive proof of accuracy in the work. The operator should invariably check his work; better yet, if two clerks are available each one should derive the numerical key independently and the final results checked by comparison.

(9) The keyphrase selected as an example in the foregoing description yields the following numerical key:

1	2	3	4	5	6	7	8	9	10	11	12	13	14	15	16	17	18	19	20	21	22	23	24	25
C	H	I	N	E	S	E	L	A	U	N	D	R	Y	C	H	I	N	E	S	E	L	A	U	N
3	10	12	16	6	21	7	14	1	23	17	5	20	25	4	11	13	18	8	22	9	15	2	24	19

(10) It is this sequence of numbers which indicates the order in which the successive alphabet disks are to be assembled upon the shaft from left to right. Thus, according to the foregoing key sequence, alphabet disk No. 3 comes first, that is immediately to the right of the guide-rule disk; alphabet disk No. 10 comes next, and so on. Alphabet disk No. 19 is the last in this particular key, and after it has been placed on the shaft,

the retaining plate and thumb nut are added and the latter screwed down a distance sufficient to keep the assembly together and yet permit of revolving individual disks freely upon the shaft. The instrument is now ready for use in either cryptographing or decryptographing messages.

67. Cryptographing a message. - Suppose the following message is to be enciphered with the key derived in the preceding paragraph:

GO 3RD INF

HAVE JUST REACHED EASTERN EDGE OF WOODS ALONG 552-592

ROAD. WILL REMAIN IN OBSERVATION.

CO 2D BN

a. The message is written down on the work sheet underneath the key in lines of 25 letters each. Space is left under each line for the insertion of cipher letters. (For procedure in connection with abbreviations and numbers appearing in the text of messages, see Paragraph 68 below.) Thus:

1	2	3	4	5	6	7	8	9	10	11	12	13	14	15	16	17	18	19	20	21	22	23	24	25
C	H	I	N	E	S	E	L	A	U	N	D	R	Y	C	H	I	N	E	S	E	L	A	U	N
3	10	12	16	6	21	7	14	1	23	17	5	20	25	4	11	13	18	8	22	9	15	2	24	19
C	O	T	H	I	R	D	I	N	F	H	A	V	E	J	U	S	T	R	E	A	C	H	E	D
E	A	S	T	E	R	N	E	D	G	E	O	F	W	O	O	D	S	A	L	O	N	G	F	I
V	E	F	I	V	E	T	W	O	D	A	S	H	F	I	V	E	N	I	N	E	T	W	O	R
O	A	D	W	I	L	L	R	E	M	A	I	N	I	N	O	B	S	E	R	V	A	T	I	O
N	C	O	S	E	C	O	N	D	B	N														

b. By revolving the disks upon the shaft, one by one, the first 25 letters of the message are aligned to form a continuous horizontal row of letters reading from left to right along the outside of the cylinder. The guide-rule will be found very convenient in marking the row upon which the letters are being aligned, thus relieving the eyes of unnecessary strain and reducing the chance of making errors. After all 25 letters have been aligned, the assembly is locked in position so that no disk can become displaced accidentally in further manipulation of the cylinder. The row of letters is immediately checked to make sure that no displacement has occurred among the first few disks while manipulating the last few.

- A2 -

c. The outside of the cylinder now presents a series of 26 rows of letters, of which 24 rows are fully visible, the other two being hidden or partially obscured by the guide-rule. One of the 24 visible rows is the plain-text row that has just been set up, and the other 23 rows are cipher-text rows any one of which may be selected to represent the plain-text row. One of these cipher-text rows is selected at random and the letters composing this row are written underneath the row of plain-text letters on the work sheet. Thus, supposing the row beginning LYEUJ ..., has been selected, the first cipher line will read as follows:

1	2	3	4	5	6	7	8	9	10	11	12	13	14	15	16	17	18	19	20	21	22	23	24	25
C	H	I	N	E	S	E	L	A	U	N	D	R	Y	C	H	I	N	E	S	E	L	A	U	N
3	10	12	16	6	21	7	14	1	23	17	5	20	25	4	11	13	18	8	22	9	15	2	24	19
C	O	T	H	I	R	D	I	N	F	H	A	V	E	J	U	S	T	R	E	A	C	H	E	D
L	Y	E	U	J	D	J	N	Y	P	Q	B	F	Y	N	E	C	N	H	P	F	A	G	P	G

It is not necessary to make any record on the work sheet as to which cipher-text row (above or below the plain-text row) was selected, nor is it necessary to indicate it in any manner whatever in the cipher message.

d. The thumb nut is loosened, but not removed from the shaft. The next 25 letters of the message are aligned, the thumb nut screwed down against the retaining plate, the letters in the alignment are checked, and again any one of the 23 visible cipher-text rows, except the one used to encipher the first line, is selected at random for the cipher text. The letters in the row selected are written down under the second line of plain-text letters on the work sheet. Thus, supposing the row beginning KZBYJ ..., was selected, the work sheet now appears as follows:

1	2	3	4	5	6	7	8	9	10	11	12	13	14	15	16	17	18	19	20	21	22	23	24	25
C	H	I	N	E	S	E	L	A	U	N	D	R	Y	C	H	I	N	E	S	E	L	A	U	N
3	10	12	16	6	21	7	14	1	23	17	5	20	25	4	11	13	18	8	22	9	15	2	24	19
C	O	T	H	I	R	D	I	N	F	H	A	V	E	J	U	S	T	R	E	A	C	H	E	D
L	Y	E	U	J	D	J	N	Y	P	Q	B	F	Y	N	E	C	N	H	P	F	A	G	P	G
E	A	S	T	E	R	N	E	D	G	E	O	F	W	O	O	D	S	A	L	O	N	G	F	I
K	Z	B	Y	J	I	A	H	N	S	R	A	N	D	J	M	E	F	S	Y	R	I	T	S	N

e. This process is continued in similar manner with the third and fourth lines of the plain-text message. It should never be made a practice to "favor", that is, frequently to select a particular cipher-text row above or below the plain-text row. As irregular a selection as possible should be made, and the selection of the cipher-text row immediately above the plain-text row or immediately below the lower edge of the guide rule should be avoided. Supposing these instructions to have been followed and that there has been selected for the cipher-text row representing the third plain-text line of the message the row beginning RAMTF ..., and for that representing the fourth line, the one beginning PJNSY ..., the message now stands as follows:

1	2	3	4	5	6	7	8	9	10	11	12	13	14	15	16	17	18	19	20	21	22	23	24	25
C	H	I	N	E	S	E	L	A	U	N	D	R	Y	C	H	I	N	E	S	E	L	A	U	N
3	10	12	16	6	21	7	14	1	23	17	5	20	25	4	11	13	18	8	22	9	15	2	24	19
C	O	T	H	I	R	D	I	N	F	H	A	V	E	J	U	S	T	R	E	A	C	H	E	D
L	Y	E	U	J	D	J	N	Y	P	Q	B	F	Y	N	E	C	N	H	P	F	A	G	P	G
E	A	S	T	E	R	N	E	D	G	E	O	F	W	O	O	D	S	A	L	O	N	G	F	I
K	Z	B	Y	J	I	A	H	N	S	R	A	N	D	J	M	E	F	S	Y	R	I	T	S	N
V	E	F	I	V	E	T	W	O	D	A	S	H	F	I	V	E	N	I	N	E	T	W	O	R
R	A	M	T	F	O	M	O	K	E	N	C	S	H	C	S	P	M	X	H	T	E	X	G	M
O	A	D	W	I	L	L	R	E	M	A	I	N	I	N	O	B	S	E	R	V	A	T	I	O
P	J	N	S	Y	V	A	W	U	C	H	Y	F	H	E	Y	T	B	G	P	Y	K	G	M	G

f. There are left only 8 letters to be enciphered, not enough to make a complete row of 25 letters. This, however, makes no difference in procedure; these 8 letters are merely aligned and a cipher-text row is selected to represent them. Supposing the row beginning URZGH ..., is selected, the message now stands as follows:

1	2	3	4	5	6	7	8	9	10	11	12	13	14	15	16	17	18	19	20	21	22	23	24	25
C	H	I	N	E	S	E	L	A	U	N	D	R	Y	C	H	I	N	E	S	E	L	A	U	N
3	10	12	16	6	21	7	14	1	23	17	5	20	25	4	11	13	18	8	22	9	15	2	24	19
C	O	T	H	I	R	D	I	N	F	H	A	V	E	J	U	S	T	R	E	A	C	H	E	D
L	Y	E	U	J	D	J	N	Y	P	Q	B	F	Y	N	E	C	N	H	P	F	A	G	P	G
E	A	S	T	E	R	N	E	D	G	E	O	F	W	O	O	D	S	A	L	O	N	G	F	I
K	Z	B	Y	J	I	A	H	N	S	R	A	N	D	J	M	E	F	S	Y	R	I	T	S	N
V	E	F	I	V	E	T	W	O	D	A	S	H	F	I	V	E	N	I	N	E	T	W	O	R
R	A	M	T	F	O	M	O	K	E	N	C	S	H	C	S	P	M	X	H	T	E	X	G	M
O	A	D	W	I	L	L	R	E	M	A	I	N	I	N	O	B	S	E	R	V	A	T	I	O
P	J	N	S	Y	V	A	W	U	C	H	Y	F	H	E	Y	T	B	G	P	Y	K	G	M	G
N	C	O	S	E	C	O	N	D	E	N														
U	R	Z	G	H	E	J	Q	S	M	D														

g. The cipher text is now to be copied on the message form, in 5-letter groups. It is as follows:

LYEUJ DJNYP QBFYN ECNHP FAGPG  
 KZBYJ IAHNS RANDJ MEFSY RITSN  
 RAMTF OMOKE NCSHC SPMXH TEXGM  
 PJNSY VAWUC HYFHE YTBGP YKGMG  
 URZGH EJQSM D

- 64 -

h. The last group of the cipher message is, however, not a complete group of 5 letters. It is made so by adding four X's. These are not to be cryptographed; they are added merely to complete the last cipher group. The final message becomes as shown below:

LYEUJ DJNYP QBFYN ECNHP FAGPG  
 KZBYJ IAHNS RANDJ MEFSY RITSN  
 RAMTF OMOKE NCSHC SPMXH TEXGM  
 PJNSY VAWUC HYFHE YTBGP YKGMG  
 URZGH EJQSM DXXXX

The message as it now reads is but one of many different forms in which this same message could appear externally, depending on exactly which of the available cipher-text rows is selected for each line of the encipherment.

68. Cryptographing abbreviations, punctuation signs, and numbers. -

a. Authorized abbreviations appearing in the original plain-text message may be enciphered as abbreviations without periods. Examples: Am Tn = AMTN; E. V. Brown Sch = EVBROWNSCH.

b. Normally, the writer of a message spells out the punctuation signs he wishes transmitted, as, for example, STOP, COMMA, COLON, etc. If a message contains punctuation signs not so spelled out, the message-center chief must indicate whether they are to be omitted or spelled out and transmitted.

c. Cardinal and ordinal numbers when spelled out in letters in the original plain-text message are always enciphered exactly as spelled.

d. Cardinal numbers when expressed in figures in the original plain-text message must always be spelled out, digit by digit, in cryptographing. Examples:

4 = FOUR  
 40 = FOURZERO (and not FORTY)  
 400 = FOURZEROZERO (and not FOUR HUNDRED)  
 455 = FOURFIVEFIVE  
 450.7-758.8 = FOURFIVEZEROPPOINTSEVENDASHSEVENFIVEEIGHTPOINTEIGHT  
 2005 = TWOZEROZEROFIVE  
 12:01 a.m. = ONETWOZEROONEAM  
 5:15 p.m. = FIVEONEFIVEPM

e. Ordinal numbers above the ordinal number 10th, when expressed in figures followed by "d", or "th", are cryptographed merely as digits spelled out, without adding the "d" or "th". The omission of the "d" or the "th" will cause no confusion or ambiguity. Examples: 3d Bn = THIRDBN; 7th Pack Tn = SEVENTHPACKTN; 11th Regt = ONEONEREGT; 403d Am Tn = FOURZEROTHREEAMTN.

- 85 -

69. Decryptographing a message. - a. Knowing the keyword or keyphrase, the numerical key is developed as described under Paragraph 66, and the set of alphabet disks is assembled accordingly. The message to be decryptographed is written down in lines of 25 letters, on cross-section paper, if available, space being left under each line for the insertion of plain-text letters. Using the cipher message given under Paragraph 67-h, it appears under the key in the following form:

1	2	3	4	5	6	7	8	9	10	11	12	13	14	15	16	17	18	19	20	21	22	23	24	25
C	H	I	N	E	S	E	L	A	U	N	D	R	Y	C	H	I	N	E	S	E	L	A	U	N
3	10	12	16	6	21	7	14	1	23	17	5	20	25	4	11	13	18	8	22	9	15	2	24	19
L	Y	E	U	J	D	J	N	Y	P	Q	B	F	Y	N	E	C	N	H	P	F	A	G	P	G
K	Z	B	Y	J	I	A	H	N	S	R	A	N	D	J	M	E	F	S	Y	R	I	T	S	N
R	A	M	T	F	O	M	O	K	E	N	C	S	H	C	S	P	M	X	H	T	E	X	G	M
P	J	N	S	Y	V	A	W	U	C	H	Y	F	H	E	Y	T	B	G	P	Y	K	G	M	G
U	R	Z	G	H	E	J	Q	S	M	D														

b. The first 25 letters of the cryptogram are set up on the device, the letters being aligned in a row from left to right, just above the guide-rule. Fixing the disks in this position by screwing down the thumb nut, the whole cylinder is turned slowly, forward or backward, and each row of letters is carefully examined. One of these rows and only one will read intelligibly all the way across from left to right. That is the row which gives the plain text for the first 25 cipher letters. These letters are inserted in their proper place on the work sheet, giving the following:

1	2	3	4	5	6	7	8	9	10	11	12	13	14	15	16	17	18	19	20	21	22	23	24	25
C	H	I	N	E	S	E	L	A	U	N	D	R	Y	C	H	I	N	E	S	E	L	A	U	N
3	10	12	16	6	21	7	14	1	23	17	5	20	25	4	11	13	18	8	22	9	15	2	24	19
L	Y	E	U	J	D	J	N	Y	P	Q	B	F	Y	N	E	C	N	H	P	F	A	G	P	G
C	O	T	H	I	R	D	I	N	F	H	A	V	E	J	U	S	T	R	E	A	C	H	E	D

c. The thumb nut is then loosened, the next 25 cipher letters are set up, the assembly is locked into position, again the whole cylinder is slowly revolved, and the plain-text row of letters found. These are written down in their proper place and the process is continued with the rest of the cipher letters until the message has been completely decryptographed.

d. In the case of a cryptogram the last few letters of which do not form a complete set of 25, if any difficulty is experienced in picking out the plain-text row, the context of the preceding part of the message should give a good

- 86 -

clue. In the case of the illustrative message above, it should be realized that the last four letters of the cryptogram are not to be decryptographed, since they were merely added after cryptographing to make the last group of the cryptogram a complete group of five letters. They are omitted from the work sheet.

e. The plain-text message is then copied on a message form. The code clerk may, if authorized to do so by the message-center chief, convert numbers, which had to be spelled out in letters to permit of their cryptographing, into their equivalent Arabic figures. Abbreviations and punctuation signs are, however, copied exactly as they stand in the decryptographed message.

70. Precaution. - When in danger of capture, the alphabet disks of a device that has recently been used to cryptograph or decryptograph a message must be taken off, thoroughly disarranged, and reassembled.

#### SECTION XIV

#### CIPHER MACHINES

	Paragraph
Transposition-cipher machines .....	71
Substitution-cipher machines .....	72
Machines affording only monoalphabetic substitution .....	73
Machines affording polyalphabetic substitution .....	74
Disadvantages of cipher machines .....	75

71. Transposition-cipher machines. - These are rarely encountered; the files of U. S. patents disclose but one example and so far as is known no actual machine has been constructed conforming to the specifications covered therein. It may be said that substitution methods lend themselves so much more readily to automatic encipherment than do transposition methods that the possibilities for the construction of cipher machines for effecting transposition are almost completely overlooked. Basically it would seem that a machine for effecting transposition would have to include some means for "storing up" the letters until all the plain text has been "fed into the machine"; whereupon the transposing process is begun and the letters are finally brought out in what externally appears to be a randomized order. It is conceivable that a machine might be devised in which the disarrangement of the letters is a function merely of the number of letters comprising the message; daily changes in the randomizing machinery could be provided for by resetting the elements controlling the process.

72. Substitution-cipher machines. - a. The substitution principle lends itself very readily to the construction of machines for effecting it. The cryptographs described in the preceding two sections, as well as the simpler varieties making use merely of two or more superimposed, concentric disks, are in the nature of hand-operated substitution-cipher mechanisms that are difficult to use, cannot be employed for rapid or automatic cryptographic manipulations, and are quite markedly susceptible to errors in their operation. For a long time these defects have been recognized and inventors have striven to produce



and to perfect devices more automatic in their functioning. The success that has attended their efforts cannot be said to be great. Several reasons for this can be cited, chief among which is the fact that these inventors have not, as a rule, realized the complexity of the problem confronting them, nor have they approached the problem with the necessary thorough knowledge of both practical cryptography, with its many limitations, and theoretical cryptanalysis, with its wide possibilities for the exercise of human ingenuity. Perhaps the day will come, however, when the problem will be attacked by competent, large, and skilled staffs of experts, with the result that highly efficient cipher machines will be developed and will actually be used for practical secret communication.

b. It is obvious that automatic devices of this nature must be equipped with a keyboard of some kind, resembling or duplicating that of the ordinary typewriter. Furthermore, for rapid manipulation these machines must be actuated by mechanisms affording speed in operation, such as electric or spring motors, compressed air, electro-magnets, etc.

73. Machines affording only monoalphabetic substitution. - Little need be said of those machines in which the ordinary keys of the keyboard are merely covered with removable caps bearing other letters or characters. They yield only the simplest type of substitution known and have little to recommend them. Even when the mechanism is such that a whole series of alphabets can be brought into play, if the encipherment is monoalphabetic for a succession of 20 or more letters before the alphabet changes, the degree of cryptographic security is relatively low, especially if the various alphabets are interrelated as a result of their derivation from a limited number of primary components.

74. Machines affording polyalphabetic substitution. - a. In recent years there have been placed upon the commercial market many cipher machines of more than ordinary interest, but they cannot be described here in detail. In some of them the number of secondary alphabets is quite limited, but the method of their employment or rather the manner in which the mechanism operates to bring them into play is so ingenious that the solution of cryptograms prepared by means of the machine is exceedingly difficult. This point should be clearly recognized and understood; other things being equal, the manner of shifting alphabets contributes more to cryptographic security than does the number of alphabets involved, or their type. For example, it is quite possible to employ 26 direct standard alphabets in such a way as to yield greater security than is afforded by the use of 100 or more mixed alphabets in an easily analyzable method. The importance of this point has not been recognized by inventors.

b. One of the serious limitations upon the development of good machines is that the number of letters in our alphabet, 26, does not lend itself well to mechanical manipulation because it has but the factors 1, 2, and 13; nor is it a perfect square. If the alphabet consisted of 25, 27, or 36 characters, much more could be done. The addition of figures or symbols to the 26-letter alphabet introduces the serious practical difficulty that the cryptograms will contain characters other than letters, and the cost of transmitting intermixtures of letters, figures and symbols is prohibitive. Subterfuges of one sort or another, employed to circumvent this difficulty, are usually impractical and expensive.

74. The principles underlying the various machines which have thus far been developed are so diverse that no description of them can here be undertaken. Nor are they important from the standpoint of practical cryptography today, since so far as is known, none have even been or are now used by any of the large commercial or governmental offices.

75. Disadvantages of cipher machines. - In addition to the fact that until very recently the cryptographic security of cipher machines was not very great, there are three more conditions or circumstances which militate against the use of cipher apparatus for commercial or governmental usage.

a. The first is that cipher cannot compete with code, from the point of view of condensation or abbreviation. A cipher message is always at least as long as the original plain-text message, whereas a code message is usually much shorter than the equivalent original plain-text message; this arises from the fact that in well-constructed codebooks a single group of five (or sometimes less) characters may represent a long phrase or even a whole sentence.

b. The second very important economic disadvantage of cipher as compared with code is that the cost of transmitting the former by telegraph is usually twice as much as that of the latter, this arising from the difference in external appearance of cipher text as compared with code text. Students who are interested in this phase of the question are referred to the following treatise: The history of codes and code language, the international telegraph regulations pertaining thereto, and the bearing of this history on the Cortina report, by Major William F. Friedman, Sig-Res., Government Printing Office, 1928.

c. Cipher machines are expensive, they are delicate mechanisms that require frequent servicing and they cannot be readily transported. Often they require electric current for operation, the availability of which is sometimes in question. If the mechanism is at all complicated to set up for enciphering or deciphering, errors are easy to make and call for costly exchanges of messages relative to their correction.

### C.-- CODE SYSTEMS

#### SECTION XV

##### CODE LANGUAGE AND THE INTERNATIONAL TELEGRAPH REGULATIONS.

	Paragraph
Preliminary remarks .....	76
International and domestic regulations governing construction of code groups .....	77
Principal effect of the new regulations .....	78
Intermixtures of code and cipher text .....	79

76. Preliminary remarks. - Sections XIV-XVIII of Special Text No. 165, Elementary Military Cryptography, were devoted to a general consideration of code systems and enciphered code. It was there indicated that code systems are systems of substitution where the elements of the substitutive process, comprising letters, syllables, words, phrases, and sentences are so numerous that it is impossible to memorize them or to reconstruct them at will when necessary, so that printed books containing these elements and their code equivalents must

be at hand in order to cryptograph or decryptograph messages. The various types of code groups were indicated, together with methods for their construction by means of permutation tables. One-part and two-part codes were briefly discussed. Finally, a few words were added with a view merely to indicating various types of enciphering code for greater cryptographic security.

77. International and domestic regulations governing construction of code groups. - a. Rules for the construction of code groups and the general composition of code and cipher telegrams of international traffic are drawn up from time to time by International Telegraph Conferences to which delegates are sent by all governments adhering to the International Telegraph Convention. The United States is not a signatory to the Convention<sup>1</sup>. However, it is usual for this country to receive an invitation to participate in the Conferences, and to send delegates to attend, but without the right to vote. The last conference was held in Brussels in 1928. Because messages exchanged between the United States and foreign countries are subject to international regulations when they arrive or originate in those countries, for all practical purposes these rules apply to those messages with as much force as though this country were one of the signatories to the convention.

b. The following is a résumé of the rules adopted by the last conference, arranged in the form of an outline of the protocol that was adopted. It should be carefully studied by all students interested in the practical aspects of modern cryptography:

OUTLINE OF THE PROTOCOL ADOPTED BY THE INTERNATIONAL TELEGRAPH CONFERENCE, 1928.

The following outline<sup>2</sup> of the protocol will succinctly show its most important features:

Types of Languages

I. Plain language is that which presents an intelligible meaning in one or more of the languages authorized for international telegraph correspondence, each word and each expression having the meaning which is normally attributed to it in the language to which it belongs.

Principal Features

1. Requirements and conditions:
  - (a) Maximum length of word--15 letters.
  - (b) Must present intelligible meaning; each word and expression must have meaning normally attributed to it in language to which it belongs.
  - (c) Telegrams of this class must be wholly in plain language but presence of bona fide commercial marks or commercial abbreviations in current use, registered addresses, or check words in banking telegrams permitted.
  - (d) Unions of plain-language words specifically prohibited.
2. Tariff (same as at present) at rate of 15 letters per word or authorized compound word. (Check word in banking telegrams must not exceed 10 characters in length.)

<sup>1</sup> The United States, is, however, a signatory to the International Radiotelegraph Convention, which governs radio traffic in its international aspects. The rules contained in the International Telegraph Convention, in connection with code, cipher, and word count, are carried over in toto into the International Radiotelegraph Convention.

<sup>2</sup>

Prepared by the writer, in his official capacity as Secretary of the American Delegation.

II. Secret language is classified into code language and cipher language.

A. Code language is that which is composed of (a) artificial words; or (b) bona fide words not having the meaning normally attributed to them in the language to which they belong and accordingly not forming comprehensible phrases in one or more of the languages authorized for telegraphic correspondence in plain language; or (c) a mixture of bona fide words thus defined and artificial words.

Code-language telegrams are classified into two categories, A and B. As to taxation, a code-language telegram can not be considered as belonging partly to Category A and partly to Category B. From this standpoint it must be classified in one of the two categories, the other being excluded (Art. 9, Par. 5).

1. Category A  
(10-letter system)

1. Requirements and conditions:
  - (a) Maximum length of word--10 letters
  - (b) Words of 5 letters must contain at least 1 vowel. Words of 6, 7, or 8 letters must contain a minimum of 2 vowels; at least 1 vowel must appear in the first 5 letters and at least 1 in remainder of word. Words of 9 or 10 letters must contain a minimum of 3 vowels; at least 1 vowel must appear in first 5 letters and at least 2 vowels in remainder of word or vice versa, at least 2 vowels must appear in first 5 letters and at least one vowel in remainder of word. The vowels are a, e, i, o, u, y; code words cannot contain the accented ä, å, ä, é, ñ, ö, ü, and the combinations oe, ae, aa, ao, ue, ch are each counted as two letters.
  - (c) Mixture of plain, code, and cipher-language words permitted.
  - (d) Unions of plain-language words specifically prohibited.
  - (e) Code book must be shown if requested by authorized offices.
2. Tariff (same as at present) at rate of 10 letters per code word. Plain-language words inserted in code text at rate of 10 letters per word. Cipher-language words inserted in code text at rate of 5 characters per word.

2. Category B  
(5-letter system)

B. Cipher language is that which consists of (a) Arabic figures, groups, or series of Arabic figures having a secret meaning, or (b) words, names, expressions or combinations of letters not fulfilling the conditions of plain language or code language.

1. Requirements and conditions:
  - (a) Maximum length of word--5 letters.
  - (b) No conditions or restrictions as to construction of words, except that they cannot contain the accented letters ä, á, â, é, ñ, ö, ü, and the combinations æ, aa, ao, oe, ue, ch are each counted as two letters.
  - (c) Unions of plain-language words not specifically prohibited.<sup>1</sup>
  - (d) Mixture of only plain and code-language words permitted; figures or groups of figures, except bona-fide commercial marks, prohibited.
2. Tariff, word count at the rate of 5 letters per word, charged for at two-thirds full rate in extra-European régime, and at three-fourths full rate in European régime.<sup>2</sup> A minimum charge for four words compulsorily collected. Plain-language words inserted in code text counted at rate of 5 letters per word.

1. Requirements and conditions:
  - (a) No fixed maximum length of word or group.
  - (b) No conditions or restrictions as to construction of groups, except that the mixture, within the same group, of letters and figures is prohibited. (Art. 10, Par. 2).
  - (c) Mixture of plain and cipher-language words permitted.
  - (d) Unions of plain-language words specifically prohibited.
2. Tariff, same as at present, at rate of 5 figures or letters per word, charged for at full rate. Plain-language words inserted in cipher text counted at rate of 15 letters per word.

<sup>1</sup> The failure to prohibit (by specific wording) the unions of plain-language words in this category was not due to an oversight. The intention was to leave the way open to users to run plain-language words together and "chop" the text into 5-letter groups. Thus, the following is permissible under this category:

C A N Y O U M E E T M O T H E R A T F I V E P M

(Can you meet mother at five P. M.)

<sup>2</sup> Telegrams from the United States to all other countries except Canada and Mexico belong to the extra-European régime or system.

No change is made in the present method of counting and charging for words in the address and signature in all telegrams.<sup>1</sup>

The new regulations became effective on October 1, 1929.

c. The foregoing rules do not apply to domestic telegrams within the United States. Here the rules are that code words (bonafide words, including authorized compound words) taken from the English, French, German, Spanish, Italian, Dutch, Portuguese, or Latin dictionaries count as single words regardless of their length; all other kinds of groups of letters, whether pronounceable or not, are counted at the rate of 5 letters per word; figures are counted at the rate of one word per figure. In domestic practice code may be used in the deferred services (such as day letters and night letters), but not in international practice.

d. International telegraph regulations, insofar as they do not conflict with the provisions of the International Radiotelegraph Convention, or the Regulations pertaining thereto, apply with equal force to international radiotelegrams. In particular, these apply to the matter of types of languages, word count, method of counting words in address and signature, etc.

78. Principal effect of the new regulations. - a. In order to appreciate the causes and events that led to the formulation of the foregoing regulations, one must understand the history of the use of code language in telegraphic communication, for a résumé of which the student is referred to the brochure mentioned on page 88. Suffice it here to indicate that as a result of an unforeseen loophole in the regulations drawn up by an International Telegraph Conference in 1903, it became possible for correspondents to join 5-letter code groups in pairs to form singly-charged-for 10-letter words, thus cutting the cost of messages in half. This practice is now almost universal in cablegrams and radiograms. The regulations with respect to Category A code words, as outlined in the preceding paragraph, are an outgrowth of the conditions that were brought about by the practice of joining two 5-letter groups. Since under the Category A rules each 10-letter code word must contain at least three vowels, it is obvious that in order to be assured that every case of the pairing of two 5-letter groups will result in forming a 10-letter word with the required number of vowels, each 5-letter code group in the code must contain a minimum of two vowels.

---

1

Address and signature are transmitted free of charge in domestic telegrams within the United States, but in cablegrams and international radiograms these are invariably counted and charged for in determining the cost of transmission. This gives occasion to the practice of employing registered code addresses, which, in a single word, indicate the name, and street address of the addressee. The city (state and county, if necessary) are added to the code address and are included in the word count. The charge for registering a code address is \$2.50 per year, per code address. This is paid to the local telegraph company, with whom the code address must be registered. A publication listing registered code addresses of the most important commercial firms in the world is privately published under the title: "International Register of Telegraphic and Trade Addresses."

b. For some time to come, Category A will be of far greater importance to code compilers and code users than either Category B code language, or cipher language, both of which are more expensive to use than is Category A.

c. The new regulations were designed to put an end to the endless disputes and arguments occasioned by the old rules, which were practically unenforceable because of the lack of precision in defining the types of languages and the rules for their composition. There was also some thought of making the cost of code-language telegrams more in conformity with the expense entailed in their handling by the communication agencies, but the new rules fail in this object, for reasons which cannot here be detailed.

79. Intermixtures of code text and cipher text. - a. It often happens that correspondents employ a code which makes no provision for encoding proper names or unusual words not included in the vocabulary of the codebook. Rather than leave the unencodable text in plain language in the message, since its appearance will surely lead to clues to unauthorized reading of the message, the correspondents encipher such words and proper names by means of any prearranged cipher system. Also, in some cases, when the code is limited in its vocabulary and the various inflections of words are not represented, the correspondents may suffix the proper inflections ("ed", "ing", "tion", etc.) in cipher. This procedure, however, is not to be recommended, because it considerably reduces the cryptographic security of the whole system.

b. Sometimes correspondents make use of two or more codes within the same message. This is occasionally the case when they are making use of a general or commercial code which does not have all the special expressions necessary for their business, the latter expressions being contained in a small private code. Sometimes, however, the intermixture of code text from several codes is done for the purposes of secrecy, though it is, as a rule, a rather poor subterfuge.

## SECTION XVI

### ENCIPHERED CODE

	Paragraph
Purpose of enciphered code .....	80
Monoalphabetic methods .....	81
Polyalphabetic methods .....	82
Additive and subtractive methods .....	83
Miscellaneous methods .....	84

80. Purposes of enciphered code. - a. The purposes of enciphering code have already been explained in the previous text, together with brief indications of methods. The superimposition of a good cipher system upon the code text of a message is today the safest and most practical of all methods of cryptography for governmental use. As indicated, all sorts of cipher methods may be applied, but the rules imposed by international and domestic telegraph regulations serve to limit the choice for practical purposes.

- 94 -

b. Transposition methods where whole groups are rearranged are useful but not frequently encountered. The reason why transposition involving the letters of a code message taken as a single sequence is not used is that it destroys the form of the groups so that they no longer conform to the required regulations. Transpositions strictly within the groups themselves are, however, feasible under the new regulations in international practice. Where these regulations are not applicable, or in communications passing purely through military channels and agencies, all kinds of transposition methods may be applied with good effect, providing the system as a whole is of a practical nature.

c. Substitution methods may also be used, with the same limitations as referred to above. Space forbids an exposé of all the methods that have been employed, and only two or three can be briefly indicated.

81. Monoalphabetic methods. - It is of course easy to draw up a single-mixed alphabet in which vowels are replaced by vowels, consonants by consonants. When the codebook is in possession of the enemy cryptanalysts and the original code words are therefore at hand, this method does not yield much security, for reasons not necessary here to indicate. Even when the actual codebook is not known, but it is known that it is one of a set of commercial codes of the 2-letter difference type, the reconstruction of the cipher alphabet is not difficult.

82. Polyalphabetic methods. - a. A very simple polyalphabetic method is to have five alphabets which are used in succession; or there may be a series of sets of 5 alphabets, the individual set to be used being determined by indicators inserted in the message itself.

b. Any sort of polyalphabetic method in which the individual alphabets are constructed so that vowels replace vowels, consonants replace consonants, may be used. For example, the repeating key method, the running or continuous key method, the interrupted key method, etc., can be applied. Digraphic methods may also be used, providing they are such that the particular pairs used to replace code pairs conform to the vowel-consonant arrangement of the original.

c. Tables of various sorts are often employed. For example, using a table applicable to code groups of 5 figures, a table giving pronounceable combinations of letters for the combinations of digits may result in converting a group such as 75152 into the letter group KOBAL. Tables for substituting combinations of letters into other combinations of letters are, of course, equally feasible. The substitution may be strictly digraphic, combining two 5-letter or 5-figure groups into a series of 10 digraphs; or it may be a combination of trigraphic and digraphic substitution, each 5-character group being split up into a 3-character and a 2-character combination. Other combinations are, of course, also possible.

d. In all the foregoing methods the chief objection is that the advantage of the 2-letter differential feature is more or less dissipated by the encipherment, but this is true of every substitutive method that is superimposed on code.

e. The disadvantage referred to in the preceding subparagraph is absent in those cases on which the encipherment operates merely to substitute other code groups of the same book for the message code groups. The most common



methods of this type make use of the figure-code groups, the latter being manipulated in various ways to change them and the resulting groups then being given their letter-code equivalents. Some of these methods are explained below.

83. Additive and subtractive methods. - a. If the code groups are numerical, the addition of an arbitrarily agreed-upon number to each code group is a simple matter. If the book contains 25,000 code groups, for example, the addition of a number such as 1000 to a code group 24,789 would produce 25,789, and this would be represented in the final message by the group 00789 (by subtracting 25,000).

b. Where the code groups are composed of letters only, and are not accompanied by numbers, additives are rather limited in size, by practical consideration. It would be extremely laborious to count 500 groups forward, for example. In these cases, additives from 1 to 10 or 20 are common. But where the code groups are also numbered, there is opportunity for full play of additives. For example, in a certain code the code group ADCOD bears the number 00869; the additive agreed upon is 1500; the code group corresponding to the numerical value 02369 is BANIL and this is the group transmitted.

c. Combined addition and subtraction may be used within the same system. For example, addition and subtraction of a fixed number may be alternated.

d. Keyed additive systems are also used. For example, the additive corresponding to the keyword BAD might be (by agreement) 200, 100, 400. These would be used in repetitive fashion. Or, it might be agreed to use the numbers additively and subtractively alternately; + 200, - 100, + 400, - 200, + 100, - 400, + 200, etc.

84. Miscellaneous methods. - a. Among various more complex methods, mathematical manipulation of code numbers by complex methods suggests itself. For example, the addition of a long series of digits to the digits of the code groups, and the conversion of the sums into letter-code groups is possible. Thus, suppose the code groups (and their numerical equivalents) of a message are as follows:

C A B O R	N I X O T	A R C I P	Y O K R A
1 8 5 4 1	4 2 1 0 7	0 9 8 5 1	8 3 5 7 2

Suppose the sequence of digits 4 3 2 8 0 9 7 2 1 is used as an additive:

1 8 5 4 1	4 2 1 0 7	0 9 8 5 1	8 3 5 7 2	...
4 3 2 8 0	9 7 2 1 4	3 2 8 0 9	7 2 1 4 3	...
<hr/>				
6 1 8 2 1	13 9 3 2 1	4 2 6 6 0	15 5 7 1 5	

Two of the totals obtained in this example are greater than the total number of groups contained in the code, which, let us assume in this case, is 100,000. The totals which exceed this number are therefore merely decreased by 100,000 and the final result is:

6 1 8 2 1	3 9 3 2 1	4 2 6 6 0	5 5 7 1 5
-----------	-----------	-----------	-----------

- 96 -

The code groups corresponding to these numbers are now sought in the codebook itself and these letter-code groups form the final message. The numbers resulting from addition or subtraction of key numbers may, however, be sought in another and different-numbered code and the code groups corresponding to the keyed code numbers transmitted.

b. The use of a numbered code lends itself readily to columnar transposition methods. The code numbers are written in a rectangle, keyed columnar transposition applied, the code groups resulting from this process reconverted into letter groups and the latter transmitted. This is only possible, however, where the codebook contains exactly 10,000 groups and, of course, the process of encipherment and decipherment requires care and time in order to avoid errors.

c. Fractionation methods, and cipher squares (of the 1-part, 2-part, or 4-part type, using pairs of digits from 00 to 99) can be readily used with numbered codes. They would yield enciphered code messages of great security.

d. Very occasionally cipher machines or hand-operated cryptographs are used to encipher code.

## PART II

## THE SIGNAL INTELLIGENCE SERVICE \*

	Paragraph
Section XVII. General information .....	85-88
XVIII. Specific functions of the Signal Intelligence Service .....	89-95
XIX. Types and activities of signal intelligence units .....	96-100
XX. General organization and operation .....	101-102
XXI. General Staff responsibility .....	103

## SECTION XVII.

## GENERAL INFORMATION.

	Paragraph
Definition .....	85
Basic authority .....	86
Relations with the General Staff .....	87
Relations with the Adjutant General's Department .....	88

85. Definition. - a. Up to this point the student has been concerned principally with theoretical considerations in the preparation and proper manipulation of various types of codes and ciphers. In Special Text No. 165 (1931), Elementary Military Cryptography, brief mention was made of the way in which cryptographic work in the Army is allocated to different agencies of the military establishment. It was there noted that most of the activities connected with this work are functions of the Signal Corps. This part of the present text is devoted to a more detailed exposition of the allocation mentioned, so far as concerns the Signal Corps.

b. The Signal Corps personnel assigned to fulfill the Signal Corps functions connected with cryptography are organized into units of a special service, called the Signal Intelligence Service, which may be defined as an operating service concerned with (1) the preparation of all codes, ciphers, and other means of secret communication employed by the Army, and (2) the detection and solution of all enemy secret communications.

c. The Signal Intelligence Service forms the subject matter of this and the succeeding sections of this text, which deals with the way in which this service is organized, coordinated, and supervised, in order that it may function in as efficient a manner as possible.

86. Basic authority. - The functions of the Signal Corps referred to in Par. 85a are those which are assigned to it by the Secretary of War under the following paragraphs of AR 105-5:

---

\*This part of the text was prepared under the joint direction of the Chief Signal Officer and the Assistant Chief of Staff, G-2.

- 98 -

"SIGNAL CORPS  
GENERAL PROVISIONS

\* \* \* \* \*

2. Duties of the Chief Signal Officer. - In addition to such other duties as may be prescribed, the Chief Signal Officer will have immediate charge, under the direction of The Secretary of War, of the following:

\* \* \* \* \*

e. (As amended by Changes No. 1, May 10, 1929) The preparation and revision of all codes and ciphers required by the Army and in time of war the interception of enemy radio and wire traffic, the geometric location of enemy radio stations, the solution of intercepted enemy code and cipher messages, and laboratory arrangements for the employment and detection of secret inks.

\* \* \* \* \*

j. The general supervision, coordination, and standardization of all radio operations and the enforcement of regulations concerning the same.

\* \* \* \* \*

3. Unit signal officers. - a. A chief signal officer will be detailed for every expeditionary force and a Signal Corps officer as unit signal officer will normally be detailed for each corps area, department, ... and every tactical unit larger than a brigade containing Signal Corps troops ... The unit signal officer will be a member of the staff of his commanding officer. He will be charged, under the direction of his commanding officer, with the command of such portions of the Signal Corps belonging to his unit as are not placed by competent authority under some other commander or assigned to some tactical unit containing other than Signal Corps troops. The unit signal officer is also charged with specific duties as follows:

\* \* \* \* \*

(3) He will exercise direct technical supervision over all signal work done by the command, whether executed by Signal Corps troops or troops of other branches.

b. The corps area and department signal officers are also responsible under the policy of the War Department and the instructions of the Chief Signal Officer for all matters concerning the Signal Corps in their respective corps areas or departments, including such matters in those posts, camps, and stations not within the jurisdiction of the corps area or department commander, but within the territorial limits of their respective commands, and excepting only those functions directly under the control of the Chief Signal Officer."

87. Relations with the General Staff. - The Military Intelligence (G-2) Division of each headquarters where signal intelligence activities are conducted exercises general staff supervision over the Signal Intelligence Service thereat, in accordance with the following paragraphs of AR 10-15:

"SECTION I.  
WAR DEPARTMENT GENERAL STAFF

\* \* \* \* \*

9. Military Intelligence Division, general duties. - a. The Military Intelligence Division is charged, in general, with those duties of the War Department General Staff which relate to the collection, evaluation, and dissemination of military information.

b. The Military Intelligence Division is specifically charged with the preparation of plans and policies and the supervision of all activities concerning:

\* \* \* \* \*

(6) Codes and ciphers.

\* \* \* \* \*

SECTION II.  
GENERAL STAFF WITH TROOPS

14. Organization, distribution of duties. - The organization of the General Staff at headquarters of corps areas will be as herein prescribed for the War Department General Staff. At all other headquarters the General Staff will be divided into four divisions, among which shall be distributed, in accordance with the principles enunciated in these regulations, such of the duties of the War Department General Staff as apply to smaller units. ....

88. Relations with the Adjutant General's Department. - a. As quoted above, under Paragraph 2e of AR 105-5, the Chief Signal Officer has charge of "the preparation and revision of all codes and ciphers required by the Army." This covers only the preparation of the manuscript for such codes and ciphers as require publication by printing. The actual printing of codes and ciphers and their issue is a function of the Adjutant General's Department, in accordance with the following paragraphs of AR 15-5, pertaining to that Department:

"SECTION II.  
DUTIES OF THE ADJUTANT GENERAL

2. General. - a. .... The Adjutant General is charged with the duty of --

\* \* \* \* \*

(6) Publishing and distributing --

\* \* \* \* \*

(d) Codes and ciphers.

\* \* \* \* \*

- 100 -

SECTION V  
ADJUTANTS GENERAL

9. General. - The adjutant general of a corps area, district, expeditionary force, division, or higher tactical unit is a member of the special staff of the Commander thereof and operates under his direction and control.

10. Duties. - The duties of the adjutant general of a corps area, district, expeditionary force, division, or higher tactical unit are those outlined for The Adjutant General in these regulations as far as they may be applicable to the Command with which he is serving. ..."

b. The Adjutant General has charge of the accounting for codes and ciphers, in accordance with Paragraph 11 of AR 105-25, dealing with the methods of receipting for codes, reports thereon, etc. In the absence of specific regulations on the subject, The Adjutant General also has charge of the storage of reserve editions of codes and ciphers and such parts of current editions as have not been issued for use.

c. The Adjutant General may call upon the Chief Signal Officer to prepare distribution tables covering the issue of codes and ciphers to specific organizations and offices; but normally the type and number of copies of authorized codes and ciphers to be issued to regular units are shown in Tables of Basic Allowances. Such tables indicate, of course, the number of copies that should be printed for each edition of a code or cipher.

## SECTION XVIII.

## SPECIFIC FUNCTIONS OF THE SIGNAL INTELLIGENCE SERVICE.

	Paragraph
Derivation of functions .....	89
Code and cipher compilation .....	90
Interception of enemy communications .....	91
Radiogoniometry .....	92
Code and cipher solution .....	93
Secret inks .....	94
Communications security .....	95

89. Derivation of functions. - a. The specific functions and duties of the Signal Intelligence Service are derived from the wording of the governing paragraphs in AR 105-5 quoted in Paragraph 86 of this text. They are six in number, as follows:

- (1) Compilation and revision of codes and ciphers employed by our own forces.
- (2) Interception of enemy radio and wire traffic by electrical means.
- (3) Location of enemy radio transmitting stations by goniometric means.
- (4) Solution of enemy codes and ciphers.

- (5) Laboratory arrangements for the selection and preparation of secret inks to be employed by our own authorized agents; and for the detection of the presence of secret-ink writing in enemy documents.
- (6) Interception and monitoring of our own radio traffic in order to detect violations of regulations, and, from the point of view of communications security.

b. Each of the foregoing functions will be discussed separately in the subsequent paragraphs.

90. Code and cipher compilation. - This function involves, in time of war as well as in time of peace, the preparation and revision of all codes, ciphers and other means of secret communications which are to be employed by the Army. As noted in Paragraph 88 of this text, The Adjutant General is responsible for the printing of codes and ciphers, for their storage, distribution and accounting.

91. Interception of enemy communications. - This function involves, in time of war, the interception, by electrical means, of enemy communications, including their press reports; in time of peace, the necessary organization and training of personnel and the necessary development of equipment to enable the Signal Corps to conduct intercept work successfully immediately upon the outbreak of war. In this connection, it should be noted that the Signal Corps is responsible for the interception of enemy messages by electrical means only. It has no responsibility for the interception of enemy communications through postal censorship measures or by means of personal contact with enemy agents, with prisoners of war, or by any other personal contacts.

92. Radiogoniometry. - This function involves, in time of war, the location of enemy radio transmitting stations by radiogoniometry; in time of peace, the necessary organization and training of personnel and the necessary development of equipment (see AR 105-5, Paragraph 2b) to enable the Signal Corps to conduct this work successfully immediately upon the outbreak of war.

93. Code and cipher solution. - This function involves, in time of war, the solution of all code, cipher, or other disguised enemy messages or documents that may be intercepted by the Army or forwarded by other agencies to the Army for solution; in time of peace, the necessary research work and the organization and training of personnel to enable the Signal Corps to conduct this work successfully immediately upon the outbreak of war.

94. Secret inks. - This function involves, in time of war, laboratory arrangements for (1) the selection and preparation of secret inks to be employed by authorized agents of our own forces, and (2) the detection of the presence of secret-ink writing in intercepted enemy documents; in time of peace, the necessary research work and the organization and training of personnel to enable the Signal Corps to conduct this work successfully immediately upon the outbreak of war.

- 102 -

95. Communications security. - Under current regulations, the actual employment of codes and ciphers within the organization to which they are distributed for use in encoding or enciphering and decoding or deciphering messages is a function of the message center of that organization. In organizations down to and including Division, the message centers are operated by Signal Corps personnel, in those below Division, they are operated by personnel assigned by the commanders of the organizations to serve under the unit signal officer. Although message centers are in no way organically related to the Signal Intelligence Service and the work done at message centers is not performed by signal intelligence personnel, nevertheless the proper employment of codes and ciphers by all message center personnel is an important phase of secret communication. Should they be employed improperly, their secrecy and the secrecy of the entire code or cipher system is jeopardized. As an outgrowth of AR 105-5, Paragraph 2j, in time of war as well as in time of peace, the supervision of the use of codes and ciphers by all Army personnel, with a view to insuring their proper employment, is a responsibility of the Signal Corps and is a function of specially assigned personnel of the Signal Intelligence Service. This duty, by inference at least, requires the interception of our own radio traffic from time to time with a view to its examination for infractions of regulations established to preserve secrecy of codes and ciphers.

## SECTION XIX.

## TYPES AND ACTIVITIES OF SIGNAL INTELLIGENCE UNITS.

	Paragraph
Number of types .....	96
The War Department unit .....	97
A corps area or department unit .....	98
A general headquarters unit .....	99
A field army unit .....	100

96. Number of types. - a. Depending upon where signal intelligence activities are conducted, there are four types of signal intelligence units, with somewhat different duties. These four types of units are as follows:

- (1) War Department unit.
- (2) Corps area or department unit.
- (3) General headquarters unit.
- (4) Field army unit.

b. Each type of unit is discussed in the succeeding four paragraphs, but only general outlines can be indicated.

97. The War Department unit. - a. The War Department signal intelligence unit operates at the War Department, in Washington, under the direct control of the Chief Signal Officer. General staff supervision over its activities is exercised by the G-2 Division of the War Department General Staff.



- 103 -

b. The duties of the War Department unit are as follows:

- (1) The compilation of all codes and ciphers and other means of secret communication employed by the Army, except that when established, the signal intelligence unit at the general headquarters of field or expeditionary forces will take over the preparation of such field codes and ciphers as are required for current replacement within the Theatre of Operations.
- (2) The interception, by electrical means, of enemy communications emanating from stations not in the Theatre of Operations.
- (3) The radiogoniometric location of the enemy stations from which these intercepted communications emanate.
- (4) The solution of secret or disguised enemy communications including those written in code or cipher, or those employing other means for disguise.
- (5) Work with secret inks, to consist in the establishment of a laboratory for the detection of secret-ink writing in intercepted enemy communications and for the selection and preparation of suitable secret inks to be employed by authorized agents of the War Department.
- (6) The supervision of Army radio and wire traffic within the Zone of the Interior from the point of view of communications security.

98. A corps area or department unit. - a. A signal intelligence unit is assigned to each of such corps areas and departments as may be directed by the War Department. The unit operates under the direct control of the Corps Area (or Department) Signal Officer. General Staff supervision over its activities is exercised by the G-2 Division of the Corps Area (or Department) General Staff.

b. The duties of a corps area or department unit are as follows:

- (1) The interception, by electrical means, of enemy communications emanating from stations not in the Theatre of Operations.
- (2) The radiogoniometric location of the enemy stations from which these intercepted communications emanate.
- (3) The solution of secret or disguised enemy communications including those written in code or cipher, or those employing other means for disguise.
- (4) The supervision of radio and wire traffic from the point of view of communications security.

99. A general headquarters unit. - a. A signal intelligence unit is organized promptly upon the establishment of, and is assigned to, the general headquarters of field or expeditionary forces. A GHQ signal intelligence unit operates under the direct control of the Chief Signal Officer of the field or expeditionary forces. General staff supervision over its activities is exercised by the G-2 Division of the GHQ General Staff.

- 104 -

b. The duties of a GHQ unit are as follows:

- (1) The compilation of such field codes and ciphers as are required as replacements for those issued by the War Department to units of the field forces upon their mobilization; and, as directed by the Commanding General of the field or expeditionary forces, the compilation of such special codes and ciphers as may be necessary to meet local or special needs in the Theatre of Operations.
- (2) The interception, by electrical means, of enemy communications emanating from the larger or more important stations in the Theatre of Operations.
- (3) The radiogoniometric location of the enemy stations from which these intercepted communications emanate.
- (4) Solution of secret or disguised enemy communications including those written in code or cipher or those employing other means for disguise.
- (5) Work with secret inks to consist in the establishment of a laboratory for the detection of secret-ink writing in intercepted enemy communications and for the selection and preparation of suitable secret inks to be employed by authorized agents of the Commanding General of the field or expeditionary forces.
- (6) Supervision of the radio and wire traffic of organizations subordinate to the GHQ, from the point of view of communications security.
- (7) Study of such captured enemy documents as relate to the signal service of the enemy and are forwarded to it by the G-2 Division of the GHQ General Staff.

100. A field army unit. - a. A signal intelligence unit is assigned to each field army. The unit operates as a part of the Army Signal Service under the direct control of the Army Signal Officer. General staff supervision over its activities is exercised by the G-2 Division of the General Staff of the field army which the unit serves.

b. Its duties are:

- (1) The interception of enemy radio and wire communications by electrical means.
- (2) The radiogoniometric location of enemy radio transmitting stations in the Army sector.
- (3) Code and cipher solution to include only the translation of intercepted enemy code or cipher messages by the assistance of information furnished by the GHQ signal intelligence unit.
- (4) Supervision of the radio and wire traffic of organizations subordinate to the field army concerned, from the point of view of communications security.

## SECTION XX.

## GENERAL ORGANIZATION AND OPERATION

	Paragraph
General organization .....	101
General operation .....	102

101. General organization. - a. Each of the four types of signal intelligence units mentioned in the preceding four paragraphs is organized in accordance with authorized tables of organization applicable to the headquarters to which the unit is assigned. Tables applicable to GHQ and Army signal intelligence units are shown in Appendix 1. It will be noted that signal intelligence work is conducted by Signal Corps personnel organized into specific sections which, taken as a group, comprise the signal intelligence service unit under the Signal Service (Army, GHQ, etc.) of those headquarters. It will further be noted that radio interception and radiogoniometry are performed by regularly constituted Radio Intelligence Companies (T. of O. - 211 W), which are, however, under the technical and tactical control of the officer in charge of the Signal Intelligence Service at the headquarters to which they are assigned.

b. War Department and Corps Area and Department signal intelligence units are organized in accordance with the services each is intended to perform, following, in general, the pattern set up for the GHQ and Army signal intelligence units.

102. General operation. - a. The signal intelligence unit at each headquarters to which it is assigned operates as a Signal Corps activity directly under the administrative control of the (Chief) Signal Officer of that headquarters. As in all other similar cases, the unit conducting the activity at any headquarters is under control of the commanding general thereof. The G-2 Division of the headquarters staff exercises close general staff supervision over the unit and coordinates its activities, for reasons which will soon become apparent.

b. Specific details concerning the way in which the various activities of the Signal Intelligence Service are conducted cannot, of course, here be given; only brief outlines are presented below:

- (1) Code and cipher compilation. During time of peace the War Department signal intelligence unit, under the Chief Signal Officer of the Army, prepares and revises all codes, ciphers and other means of secret communication employed by the Army in time of peace, and also prepares field codes for employment by combat units on active service. It prepares a sufficient number of editions of the field codes to the end that troops may have certain editions for peace time training, and that certain editions may be held in reserve for prompt issue to troops upon mobilization for active service. Upon mobilization the War Department signal intelligence unit continues the preparation and revision of all means of secret communication, except that after mobilization the preparation and revision of field codes, and of such special codes and ciphers as are

- 106 -

specifically for use in the Theatre of Operations, becomes a responsibility of the GHQ signal intelligence unit. It should be noted that code and cipher compilation is performed only by the War Department and GHQ signal intelligence units.

(2) Interception of enemy communications. The interception of enemy communications by electrical means is primarily radio interception, but, in the Combat Zone especially, also entails the interception of enemy communications by any other electrical means, such as inductive or direct contact with electrical circuits carrying enemy messages whenever and wherever this procedure is practicable. A certain amount of radiogoniometric work is required in connection with radio interception for the purpose of locating and identifying the enemy station the traffic of which is being intercepted. The close relationship between interception and goniometric location is evident. The (Chief) Signal Officer of the headquarters routes messages or press reports intercepted in clear language to the G-2 Division of the headquarters staff, and routes messages intercepted in code or cipher to his signal intelligence unit for solution. It will be noted that, in time of war, intercept activities are conducted by all four types of signal intelligence units.

(3) Radiogoniometry. This activity entails the location of enemy radio transmitting stations by means of radiogoniometric stations located at critical points within the area under the jurisdiction of the headquarters to which this activity is assigned. Location of the enemy transmitting stations and the determination of the tactical unit which each such station serves, that is, whether it is an Army, Corps, Division, Brigade, Regimental, or Battalion station, indicates the tactical disposition of the enemy and the determination of enemy stations as belonging to particular units indicates the enemy battle order. The obtaining of this very important information is one of the major functions of the Radio Intelligence Company serving a field army. To a lesser extent this may also be a function of the Radio Intelligence Company serving GHQ. The (Chief) Signal Officer of the headquarters routes the information collected by this activity to the G-2 Division of the headquarters staff; he also, of course, supplies this information directly to his solution section. It will be noted that, in time of war, radiogoniometric activities are conducted by all four types of signal intelligence units, but radiogoniometric work specifically connected with the determination of the enemy order of battle is conducted primarily by Army Signal Intelligence Service, secondarily by GHQ Signal Intelligence Service. Very little, if any, such work is conducted by the War Department or a Corps Area, (or department) Signal Intelligence Service. The latter conduct only such radio-

- 107 -

goniometric studies as are needed to identify the particular radio stations whose traffic is being intercepted by them.

(4) Code and cipher solution. At any headquarters to which a signal intelligence unit is assigned, all enemy communications which are in secret or disguised form and which are obtained either by radio interception or from other sources ultimately reach the code and cipher solution section of the signal intelligence unit for solution. Solved communications are routed by the (Chief) Signal Officer of the headquarters to the G-2 Division of the headquarters staff. It should be noted that solution activities are conducted by all four types of signal intelligence units, but with sections differing in scope and personnel. It is probable that, as regards solution activities, (a) the War Department signal intelligence unit, and (b) a Corps Area or Department signal intelligence unit will deal mostly with cryptograms conveying diplomatic or general information, while (c) a GHQ signal intelligence unit and (d) the respective signal intelligence units of the several field armies under GHQ will deal primarily with cryptograms conveying combat or tactical information. Therefore, it is evident that, as regards solution activities, the two former types of signal intelligence units, (a) and (b), should operate independently of the two latter types, (c) and (d), except that technical information should be freely interchanged between all units. It is further evident that, as regards the solution of enemy codes and ciphers, the War Department signal intelligence unit and the respective corps area or department signal intelligence units deal with the same types of enemy codes and ciphers (diplomatic) and seek the same kind of information, and that the solution sections of these two types of units should, for the sake of efficiency, work in the closest cooperation; likewise, and in the same regard, it is evident that a GHQ signal intelligence unit and the respective signal intelligence units of the several field armies under GHQ deal with the same types of enemy codes and ciphers (tactical) and seek the same kind of information, and that the solution sections of these two types of units should, for the sake of efficiency, work in the closest cooperation. Therefore, the War Department signal intelligence unit, and a GHQ signal intelligence unit should be organized to carry out to the fullest extent the work of solving any and all disguised enemy communications which may be received, while corps area or department signal intelligence units and field army signal intelligence units may be organized with less personnel and may

- 108 -

operate in a less extensive manner, placing dependence upon the solved enemy codes and cipher keys which have been previously worked out and furnished them by the solution section of the larger signal intelligence unit with which they are most closely allied. In case the solution section of a corps area or department signal intelligence unit or that of field Army signal intelligence unit obtains messages in a code or cipher concerning which it has received no data or which it is unable to solve, such messages are to be forwarded to the solution section of the larger signal intelligence unit (War Department or GHQ, respectively) for solution.

- (5) Secret inks. Secret ink laboratories are assigned only to the War Department signal intelligence unit and to a GHQ signal intelligence unit. These are small laboratories which serve two main purposes: (a), the detection of secret-ink writing in intercepted enemy communications, and (b), the selection and preparation of certain inks suitable for our own use. These laboratories conduct research work which will enable them to draw up instructions for certain simple and general measures to be employed by such personnel as censorship officials, and others who come in contact with suspected documents. In case these measures fail, the documents, if still suspected, are forwarded to the laboratory for final test. The laboratories also conduct research work which will enable them to select and draw up instructions for the use of suitable secret inks by such of our own agents who may be authorized to employ them.
- (6) Supervision of radio and wire traffic. The (Chief) Signal Officer establishes a communications security section as a part of his signal intelligence unit. This section conducts independent radio and wire intercept operations directed toward obtaining samples of our own traffic. The (Chief) Signal Officer assigns specific periods when personnel of his Radio Intelligence Company direct their attention to transmissions by our own forces. Traffic from this source is turned over to the solution section for study and examination. If infractions of rules for the use of codes and ciphers, or carelessness and blunders are noted, the matter is taken up through normal official channels with a view to their correction or, if persisted in, the application of disciplinary measures. In addition to such intercept activities, the monitoring of telephone lines, in order to eliminate or reduce imprudent conversation over this important source of information, may be conducted by specially designated personnel.

## SECTION XXI.

## GENERAL STAFF RESPONSIBILITY

General Staff responsibility .....	Paragraph 103
------------------------------------	------------------

103. General Staff responsibility. - a. The Military Intelligence (G-2) Division of the headquarters to which signal intelligence activities are assigned is responsible for policies with reference to and the general staff supervision of the Signal Intelligence Service at that headquarters. The point of contact is the Communications Section of the G-2 Division. The contact between the G-2 Division of the General Staff and the unit rendering the signal intelligence is perhaps closer than between any other general staff division and an operating branch, since, in a very real sense, the signal intelligence unit operates largely as an information collecting agency for the G-2 Division and the latter depends upon the former for the very vital information that a well-organized signal intelligence unit can furnish. Communications between the G-2 Division and the signal intelligence unit are handled by the G-2 Communications Section. Information of interest to G-2 obtained by the signal intelligence unit is routed by the (Chief) Signal Officer of the headquarters to the office of G-2 where it is handled by the G-2 Communications Section and distributed by that section to other interested G-2 branches, unless a more direct routing has been previously arranged.

b. Close personal liaison should be maintained between the G-2 Communications Section and the signal intelligence unit. The General Staff officer bears in mind that general staff policies with reference to an operating branch must be general in character, and that in forming them every consideration must be given to the requirements of the technique of the operating branch, with which the General Staff officer should be in general familiar. General Staff policies determine what result is desired from the operating branch, the operating branch determines how this result is to be accomplished. The result desired having been enunciated, the General Staff officer bears in mind that he is a coordinating agent and not a directing one. He coordinates the activities of the operating agency with the activities of other operating agencies over which it has no control. The above may be considered as a definition of General Staff supervision.