


M-325

---

WFE


99/94  
042


ES-1  
Historical collection  
007 37




1  
2  
3  
4  
5  
6  
7  
8  
9  
10  
11  
12  
13  
14  
15  
16  
17  
18  
19  
20  
21  
22  
23  
24  
25  
26  
27  
28  
29  
30  
31  
32  
33  
34  
35  
36  
37  
38  
39  
40  
41  
42  
43  
44  
45  
46  
47  
48  
49  
50  
51  
52  
53  
54  
55  
56  
57  
58  
59  
60  
61  
62  
63  
64  
65  
66  
67  
68  
69  
70  
71  
72  
73  
74  
75  
76  
77  
78  
79  
80  
81  
82  
83  
84  
85  
86  
87  
88  
89  
90  
91  
92  
93  
94  
95  
96  
97  
98  
99  
100

REF ID:A70322





SECRET  
RESTRICTED  
CONFIDENTIAL  
UNCLASSIFIED



**CONFIDENTIAL**

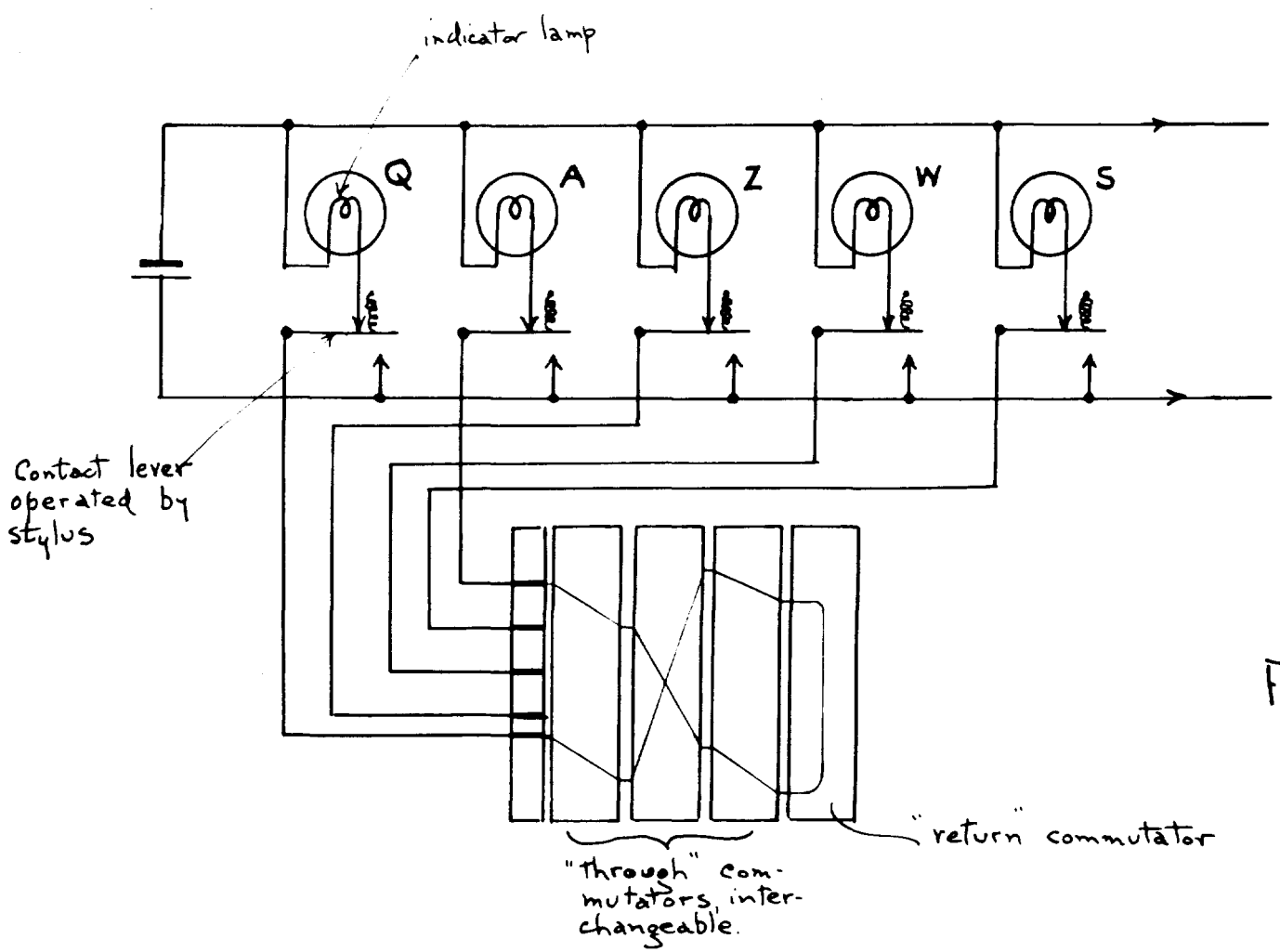




Fig. 1.

**CONFIDENTIAL**



FIG 3 KNOB, SHOWING PARTS













Fig. 1.— Cord, case and transformer before final assembly.

























FIG. 2.

THE OPERATING KNOB IN PLACE